

# **THE GLENMEDE FUND, INC. THE GLENMEDE PORTFOLIOS**

## **Prospectus**

February 28, 2024

### **Bond Portfolios**

Core Fixed Income Portfolio (GTCGX)  
Muni Intermediate Portfolio (GTCMX)  
Short Term Tax Aware Fixed Income Portfolio (GTAWX)  
High Yield Municipal Portfolio (GHYMX)

### **Investment Advisor**

Glenmede Investment Management LP

### **Sub-Investment Advisor to the High Yield Municipal Portfolio**

AllianceBernstein L.P.

**The Securities and Exchange Commission has not approved or disapproved the Portfolios' securities or determined if this Prospectus is accurate or complete. It is a criminal offense to state otherwise.**

## TABLE OF CONTENTS

SUMMARY SECTION .....	3
Core Fixed Income Portfolio .....	3
Muni Intermediate Portfolio .....	7
Short Term Tax Aware Fixed Income Portfolio .....	11
High Yield Municipal Portfolio .....	17
Purchase and Sale of Portfolio Shares .....	21
Financial Intermediary Compensation .....	21
ADDITIONAL INFORMATION ABOUT INVESTMENTS .....	22
PRICE OF PORTFOLIO SHARES .....	33
ADDITIONAL INFORMATION ON THE PURCHASE AND REDEMPTION OF SHARES .....	34
DIVIDENDS AND DISTRIBUTIONS .....	35
ADDITIONAL INFORMATION ABOUT TAXES .....	36
ADDITIONAL INFORMATION ABOUT MANAGEMENT OF THE PORTFOLIOS .....	38
GENERAL INFORMATION .....	39
FINANCIAL HIGHLIGHTS .....	40

## SUMMARY SECTION

### Core Fixed Income Portfolio

#### Investment Objective

Maximum long-term total return consistent with reasonable risk to principal.

#### Fees and Expenses of the Portfolio

This table describes the fees and expenses that you may pay if you buy, hold, and sell shares of the Portfolio. **You may pay brokerage commissions and other fees to financial intermediaries which are not reflected in the table and example below.**

#### Annual Portfolio Operating Expenses

(expenses that you pay each year as a percentage of the value of your investment)

Management Fees . . . . .	0.35%
Other Expenses	
(includes 0.10% shareholder servicing fees payable to The Glenmede Trust Company, N.A.) . . . . .	0.20%
Total Annual Portfolio Operating Expenses . . . . .	<u>0.55%</u>

#### Example

This Example is intended to help you compare the cost of investing in the Portfolio with the cost of investing in other mutual funds. The Example assumes that you invest \$10,000 in the Portfolio for the time periods indicated and then hold or redeem all of your shares at the end of those periods. The Example also assumes that your investment has a 5% return each year and that the Portfolio's operating expenses remain the same. Although your actual costs may be higher or lower, based on these assumptions your costs would be:

<u>1 Year</u>	<u>3 Years</u>	<u>5 Years</u>	<u>10 Years</u>
\$56	\$176	\$307	\$689

#### Portfolio Turnover

The Portfolio pays transaction costs when it buys and sells securities (or "turns over" its portfolio). A higher portfolio turnover rate may indicate higher transaction costs and may result in higher taxes when Portfolio shares are held in a taxable account. These costs, which are not reflected in annual portfolio operating expenses or in the Example, affect the Portfolio's performance. The Portfolio may actively trade portfolio securities to achieve its principal investment strategies. During the most recent fiscal year, the Portfolio's portfolio turnover rate was 13% of the average value of its portfolio.

#### Principal Investment Strategies

Under normal market circumstances, at least 80% of the value of the Portfolio's net assets (including borrowings for investment purposes) will be invested in fixed income securities.

The Portfolio invests primarily in mortgage-backed securities and fixed-income securities issued or guaranteed by the U.S. Treasury, U.S. Government agencies or other agencies or instrumentalities sponsored by the U.S. Government (collectively, "U.S. Government Securities") and in debt obligations of domestic and foreign companies. Debt obligations of companies or other entities guaranteed by the U.S. Government, its agencies or instrumentalities are considered by the Portfolio to be obligations of the guarantor. The Portfolio may also invest in privately issued mortgage-backed securities and enter into repurchase agreements collateralized by U.S. Government securities and reverse repurchase agreements. Under normal circumstances, at least 50% of the value of the Portfolio's net assets (including borrowings for investment purposes) will be invested in U.S. Government Securities and repurchase agreements collateralized by U.S. Government Securities. The Portfolio expects to maintain a dollar-weighted average maturity of 3 to 10 years. Such securities will be rated at least A- by S&P Global Ratings ("S&P") or A3 by Moody's

Investors Service, Inc. (“Moody’s”) and if unrated, determined to be of comparable quality at the time of purchase. If a portfolio security’s rating is reduced to below the above levels, Glenmede Investment Management LP (the “Advisor”) will dispose of the security in an orderly fashion as soon as practicable.

The Advisor purchases securities that it believes have potential for higher returns than other securities with similar characteristics and risk, considering factors such as maturity, coupon, credit and any prepayment options. The Advisor will generally sell a security for a number of reasons, including when the expected performance has been realized or to purchase another security with similar characteristics and risk but that the Advisor believes has a higher expected return.

## **Principal Investment Risks**

All investments carry a certain amount of risk and the Portfolio cannot guarantee that it will achieve its investment objective. In addition, the strategies that the Advisor uses may fail to produce the intended result. Each risk summarized below is considered a “principal risk” of investing in the Portfolio, regardless of the order in which it appears. Different risks may be more significant at different times depending on market conditions and other factors. An investment in the Portfolio is not a bank deposit and is not insured or guaranteed by the Federal Deposit Insurance Corporation or any other government agency. The net asset value (“NAV”) of the Portfolio will fluctuate. Therefore, you could lose money by investing in the Portfolio.

The Portfolio may be appropriate for you if you seek a regular stream of income with higher potential returns than money market funds and if you are also willing to accept more risk.

**Interest Rate Risk:** The value of fixed-income securities tends to fluctuate with changes in interest rates. Generally, their value will decrease when interest rates rise and increase when interest rates fall. Therefore, you could lose money by investing in the Portfolio. Fixed-income securities with longer maturities are more susceptible to interest rate fluctuations than those with shorter maturities. Therefore, the risk of interest rate fluctuation is greater to the extent that the Portfolio invests in long-term securities. Recently, there have been signs of inflationary price movements and interest rates have been rising. As such, fixed-income and related markets may experience heightened levels of interest rate volatility and liquidity risk. Changes in market conditions and government action may have adverse effects on investments, volatility, and liquidity in debt markets, potentially negatively impacting the Portfolio’s performance and disrupting portfolio management by increased shareholder redemptions. A sharp rise in interest rates could cause the value of the Portfolio’s investments to decline.

**Credit Risk:** Fixed-income securities are also subject to the risk that an issuer will be unable or unwilling to make principal and interest payments when due which could adversely impact the Portfolio’s return and NAV. Changes in the credit rating of a debt security held by the Portfolio could have a similar effect. The Portfolio may invest in shares of registered investment companies rated BBB- or higher by S&P or Baa3 or higher by Moody’s or if unrated, determined to be of comparable quality at the time of purchase. Securities rated BBB- or Baa3 are considered medium-grade obligations with speculative characteristics and are more vulnerable to adverse business or economic conditions than higher rated securities.

**Government Agency Risk:** Direct obligations of the U.S. Government such as Treasury bills, notes and bonds are supported by its full faith and credit. Indirect obligations issued by Federal agencies and government-sponsored entities generally are not backed by the full faith and credit of the U.S. Treasury. Accordingly, while U.S. Government agencies and instrumentalities may be chartered or sponsored by Acts of Congress, their securities are neither issued nor guaranteed by the U.S. Treasury. Some of these indirect obligations may be supported by the right of the issuer to borrow from the Treasury; others are supported by the discretionary authority of the U.S. Government to purchase the agency’s obligations; still others are supported only by the credit of the instrumentality.

**Prepayment Risk:** The Portfolio is subject to prepayment risk. Prepayment risk is the risk that a debt security may be paid off and the proceeds returned to the Portfolio earlier than anticipated. Depending on market conditions, proceeds may be reinvested at lower interest rates.

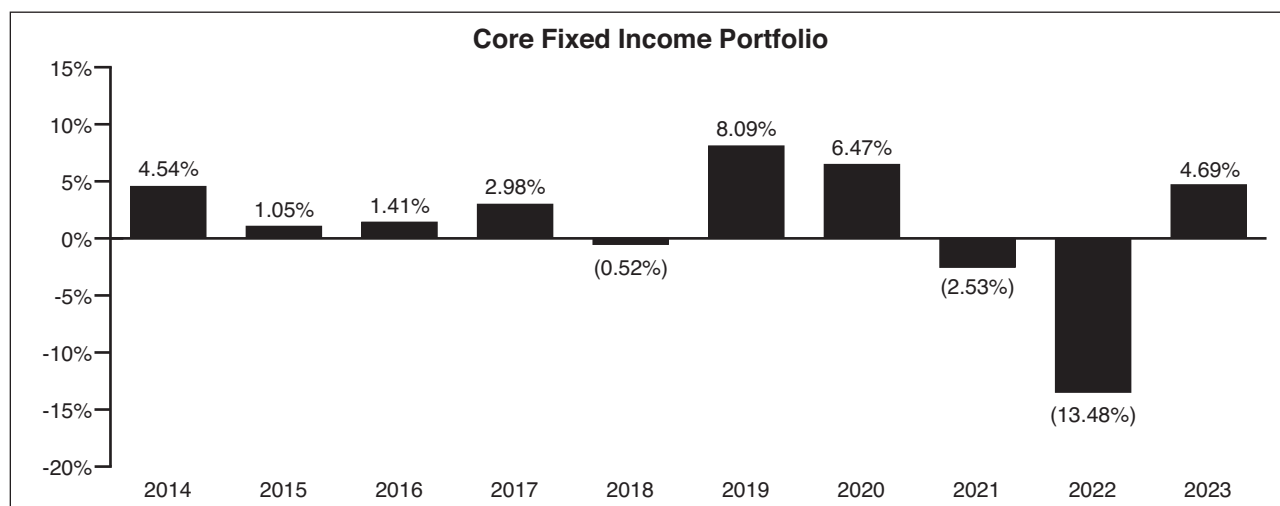
**Default Risk:** The Portfolio may make loans through collateralized repurchase agreements. It may also borrow money through reverse repurchase agreements. Although loans made by the Portfolio are collateralized with the borrower’s securities, the Portfolio could suffer a loss if the borrower defaults on its obligation to buy the securities back under the terms of the repurchase agreement.

**Liquidity Risk:** Certain portfolio securities may be less liquid than others, which may make them difficult or impossible to sell at the time and the price that the Portfolio would like, adversely affecting the value of the Portfolio’s investments and its returns.

**Market Risk:** The market values of securities owned by the Portfolio may decline, at times sharply and unpredictably. Market risks, including political, regulatory, market, economic and social developments, and developments that impact specific economic sectors, industries or segments of the market, interest rates, inflation rates or credit ratings, can affect the value of the Portfolio’s investments. Natural disasters, public health emergencies (including pandemics and epidemics such as COVID-19), war, military conflict, terrorism and other global unforeseeable events may lead to instability in world economies and markets, may lead to increased volatility, and may have adverse long-term effects. The Portfolio cannot predict the effects of such unforeseeable events in the future on the economy, the markets or the Portfolio’s investments.

## Performance Information

The bar chart and table below provide some indication of the risks of investing in the Portfolio. The bar chart shows how the performance of the Portfolio has varied from year to year. The table shows how the Portfolio’s average annual total returns for one year, five years and ten years compare to those of selected market indices. The Portfolio’s past performance, before and after taxes, does not necessarily indicate how it will perform in the future. Updated performance information is available by visiting [www.glenmedeim.com](http://www.glenmedeim.com) or by calling 1-800-442-8299.



During the periods shown in the bar chart, the highest quarterly return was 6.60% (for the quarter ended December 31, 2023) and the lowest quarterly return was -5.89% (for the quarter ended March 31, 2022).

After-tax returns for the Portfolio are calculated using the historical highest individual Federal marginal income tax rates, and do not reflect the impact of state and local taxes. Actual after-tax returns depend on the investor’s tax situation and may differ from those shown. After-tax returns are not relevant to investors who hold their Portfolio shares through tax-deferred arrangements such as 401(k) plans or individual retirement accounts (“IRAs”).

**Average Annual Total Returns** (for the periods ended December 31, 2023)

	Past 1 Year	Past 5 Years	Past 10 Years
Return Before Taxes	4.69%	0.32%	1.10%
Return After Taxes on Distributions	3.56%	-0.67%	0.09%
Return After Taxes on Distributions and Sale of Fund Shares <sup>1</sup>	2.76%	-0.12%	0.44%
Bloomberg U.S. Aggregate Bond Index (reflects no deduction for fees, expenses or taxes)	5.53%	1.10%	1.81%
Morningstar Intermediate-Core Bond Average <sup>2</sup>	5.59%	0.94%	1.59%

<sup>1</sup> In certain cases, the Return After Taxes on Distribution and Sale of Fund Shares for a period may be higher than other return figures for the same period. This will occur when a capital loss is realized upon the sale of fund shares and provides an assumed tax benefit that increases the return.

<sup>2</sup> The Morningstar Intermediate-Core Bond Average is provided so that investors may compare the performance of the Portfolio with the performance of a peer group of funds that Morningstar, Inc. considers similar to the Portfolio.

**Investment Adviser**

Glenmede Investment Management LP serves as investment advisor to the Portfolio.

**Portfolio Managers**

Stephen J. Mahoney, Portfolio Manager of the Advisor, has managed the Portfolio since January 1999. Robert M. Daly, Director of Fixed Income of the Advisor, has managed the Portfolio since February 2021.

**Tax Information**

The Portfolio's distributions are taxable and will be taxed as ordinary income or capital gains unless you are purchasing through a tax-deferred arrangement, such as a 401(k) plan or IRA. Such tax-deferred arrangements may be taxed later upon withdrawal of monies from those arrangements.

For important information about purchase and sale of the Portfolio's shares and financial intermediary compensation, please turn to those section headings on page 21 of this Prospectus.

## Muni Intermediate Portfolio

### Investment Objective

As high a level of current income exempt from Federal income tax as is consistent with preservation of capital.

### Fees and Expenses of the Portfolio

This table describes the fees and expenses that you may pay if you buy, hold, and sell shares of the Portfolio. **You may pay brokerage commissions and other fees to financial intermediaries which are not reflected in the table and example below.**

#### Shareholder Fees

(fees paid directly from your investment)

Maximum Account Fee

(annual percentage of assets under management)<sup>1</sup> ..... 1.25%

#### Annual Portfolio Operating Expenses

(expenses that you pay each year as a percentage of the value of your investment)

Management Fees ..... 0.00%

Other Expenses

(includes 0.15% shareholder servicing fees payable to Glenmede Trust) ..... 0.25%

Total Annual Portfolio Operating Expenses ..... 0.25%

<sup>1</sup> Investors in the Portfolio must be clients of The Glenmede Trust Company, N.A. ("Glenmede Trust") or its affiliated companies ("Affiliates"). The "Maximum Account Fee" in the above table is the current maximum annual fee that Glenmede Trust or its Affiliates would charge its clients directly for fiduciary, trust and/or advisory services (e.g., personal trust, estate, advisory, tax and custodian services).

### Example

This Example is intended to help you compare the cost of investing in the Portfolio with the cost of investing in other mutual funds. The Example assumes that you invest \$10,000 in the Portfolio for the time periods indicated and then hold or redeem all of your shares at the end of those periods. The Example also assumes that your investment has a 5% return each year and that the Portfolio's operating expenses remain the same. Although your actual costs may be higher or lower, based on these assumptions your costs would be:

<u>1 Year</u>	<u>3 Years</u>	<u>5 Years</u>	<u>10 Years</u>
\$26	\$80	\$141	\$318

### Portfolio Turnover

The Portfolio pays transaction costs when it buys and sells securities (or "turns over" its portfolio). A higher portfolio turnover rate may indicate higher transaction costs and may result in higher taxes when Portfolio shares are held in a taxable account. These costs, which are not reflected in annual portfolio operating expenses or in the Example, affect the Portfolio's performance. During the most recent fiscal year, the Portfolio's portfolio turnover rate was 47% of the average value of its portfolio.

### Principal Investment Strategies

Under normal market circumstances, the Portfolio will invest at least 80% of the value of its net assets (including borrowings for investment purposes) in intermediate and long-term obligations of the states, territories and possessions of the United States, the District of Columbia and their political subdivisions, agencies, instrumentalities and authorities that pay interest that is exempt from regular Federal income tax but, in certain instances, may be subject to Federal alternative minimum tax. The Federal alternative minimum tax is a Federal income tax imposed on non-corporate taxpayers calculated separately from the regular Federal income tax. It is designed to prevent non-corporate taxpayers from using certain deductions and credits (called tax-preference items) to pay little or no taxes. Certain private activity bonds pay interest that may be treated as a tax-preference item under the Federal alternative minimum tax. To the extent that the Portfolio invests in private activity bonds, a portion of the Portfolio's dividends may be subject to Federal

income tax for shareholders subject to Federal alternative minimum tax. The Portfolio may also invest in obligations issued or guaranteed by the U.S. Government, its agencies and instrumentalities. The Portfolio expects to maintain a dollar-weighted average maturity of 3 to 10 years. The Portfolio purchases municipal obligations that the Advisor believes have the best value compared to securities of similar credit quality and maturity range. The Portfolio generally sells municipal obligations for a number of reasons, including a change in credit quality, to extend maturity, to increase yield or to raise funds to cover redemptions.

The Portfolio will invest in securities that are rated at the time of purchase within the three highest ratings assigned by Moody's Investors Services, Inc. ("Moody's") (i.e., Aaa, Aa, A) or (AAA, AA, A) in the case of bonds, or rated SP-1 or higher by S&P Global Ratings ("S&P") or MIG-2 or higher by Moody's in the case of notes. The Portfolio may invest in unrated securities if they are determined to be of comparable quality at the time of purchase. If a portfolio security's rating is reduced to below the above levels, the Advisor will dispose of the security in an orderly fashion as soon as practicable.

## **Principal Investment Risks**

All investments carry a certain amount of risk and the Portfolio cannot guarantee that it will achieve its investment objective. The strategy that the Advisor uses may fail to produce the intended result. Each risk summarized below is considered a "principal risk" of investing in the Portfolio, regardless of the order in which it appears. Different risks may be more significant at different times depending on market conditions and other factors. An investment in the Portfolio is not a bank deposit and is not insured or guaranteed by the Federal Deposit Insurance Corporation or any other government agency. The net asset value ("NAV") of the Portfolio will fluctuate. Therefore, you could lose money by investing in the Portfolio.

The Portfolio may be appropriate for you if you seek a regular stream of income with higher potential returns than money market funds and if you are also willing to accept more risk.

**Interest Rate Risk:** The value of fixed-income securities tends to fluctuate with changes in interest rates. Generally, their value will decrease when interest rates rise and increase when interest rates fall. Therefore, you could lose money by investing in the Portfolio. Fixed-income securities with longer maturities are more susceptible to interest rate fluctuations than those with shorter maturities. Therefore, the risk of interest rate fluctuation is greater to the extent that the Portfolio invests in long-term securities. Recently, there have been signs of inflationary price movements and interest rates have been rising. As such, fixed-income and related markets may experience heightened levels of interest rate volatility and liquidity risk. Changes in market conditions and government action may have adverse effects on investments, volatility, and liquidity in debt markets, potentially negatively impacting the Portfolio's performance and disrupting portfolio management by increased shareholder redemptions. A sharp rise in interest rates could cause the value of the Portfolio's investments to decline.

**Credit Risk:** Fixed-income securities are also subject to the risk that an issuer will be unable or unwilling to make principal and interest payments when due which could adversely impact the Portfolio's return and NAV. Changes in the credit rating of a debt security held by the Portfolio could have a similar effect.

**Municipal Obligation Risk:** Municipal security prices, payment of interest on, repayment of principal for, and the market for municipal securities can be significantly affected by economic and political changes as well as uncertainties in the municipal market related to taxation, legislative changes or the rights of municipal security holders. Because many municipal securities are issued to finance similar projects, especially those relating to education, healthcare, transportation and utilities, conditions in those market sectors can affect municipal bond prices. In addition, a portion or all of the interest received from certain tax-exempt municipal securities could become taxable as a result of political and legislative changes, noncompliant conduct of a municipal issuer or determinations by the Internal Revenue Service ("IRS"). A credit rating downgrade, bond default, or bankruptcy involving an issuer within a particular state or territory could affect the market values and marketability of some or all of the municipal obligations of that state or territory.

**Government Agency Risk:** Direct obligations of the U.S. Government such as Treasury bills, notes and bonds are supported by its full faith and credit. Indirect obligations issued by Federal agencies and government-sponsored entities generally are not backed by the full faith and credit of the U.S. Treasury. Accordingly, while U.S. Government agencies and instrumentalities may be chartered or sponsored by Acts of Congress, their



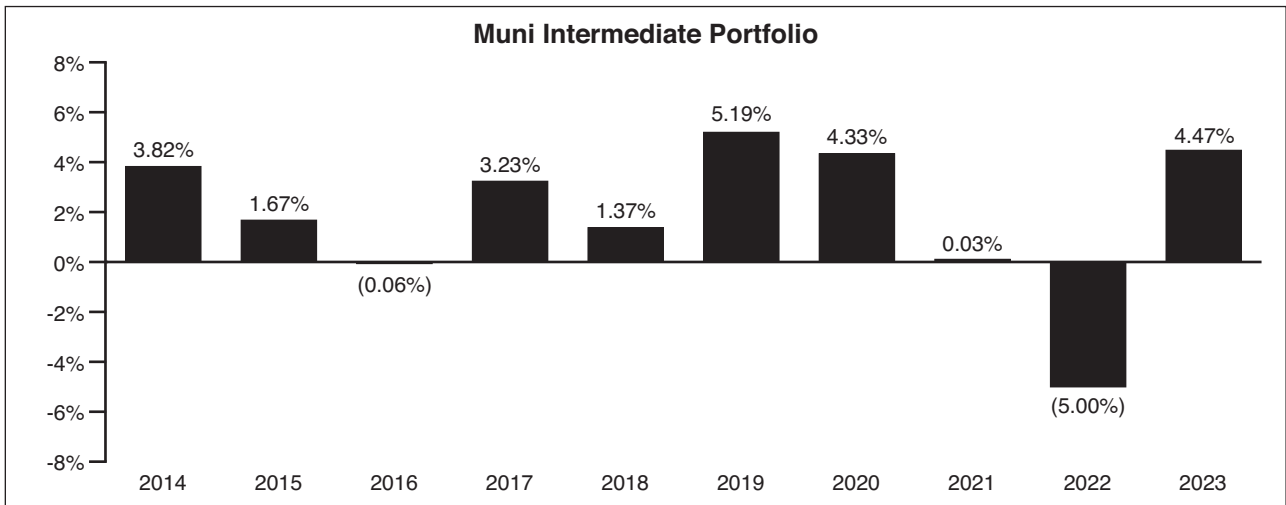
securities are neither issued nor guaranteed by the U.S. Treasury. Some of these indirect obligations may be supported by the right of the issuer to borrow from the Treasury; others are supported by the discretionary authority of the U.S. Government to purchase the agency's obligations; still others are supported only by the credit of the instrumentality.

**Call Risk:** The Portfolio is subject to call risk. Call risk is the risk that changes in interest rates may cause certain municipal securities to be paid off much sooner or later than expected, which could adversely affect a Portfolio's value.

**Market Risk:** The market values of securities owned by the Portfolio may decline, at times sharply and unpredictably. Market risks, including political, regulatory, market, economic and social developments, and developments that impact specific economic sectors, industries or segments of the market, interest rates, inflation rates or credit ratings, can affect the value of the Portfolio's investments. Natural disasters, public health emergencies (including pandemics and epidemics such as COVID-19), war, military conflict, terrorism and other global unforeseeable events may lead to instability in world economies and markets, may lead to increased volatility, and may have adverse long-term effects. The Portfolio cannot predict the effects of such unforeseeable events in the future on the economy, the markets or the Portfolio's investments.

### Performance Information

The bar chart and table below provide some indication of the risks of investing in the Portfolio. The bar chart shows how the performance of the Portfolio has varied from year to year. The table shows how the Portfolio's average annual total returns for one year, five years and ten years compare to those of selected market indices. The Portfolio's past performance, before and after taxes, does not necessarily indicate how it will perform in the future. Updated performance information is available by visiting [www.glenmedeim.com](http://www.glenmedeim.com) or by calling 1-800-442-8299.



During the periods shown in the bar chart, the highest quarterly return was 5.18% (for the quarter ended December 31, 2023) and the lowest quarterly return was -4.83% (for the quarter ended March 31, 2022).

After-tax returns for the Portfolio are calculated using the historical highest individual Federal marginal income tax rates, and do not reflect the impact of state and local taxes. Actual after-tax returns depend on the investor's tax situation and may differ from those shown. After-tax returns are not relevant to investors who hold their Portfolio shares through tax-deferred arrangements such as 401(k) plans or IRAs.

**Average Annual Total Returns** (for the periods ended December 31, 2023)

	Past 1 Year	Past 5 Years	Past 10 Years
Return Before Taxes	4.47%	1.73%	1.86%
Return After Taxes on Distributions	4.46%	1.61%	1.78%
Return After Taxes on Distributions and Sale of Fund Shares <sup>1</sup>	3.62%	1.74%	1.82%
Bloomberg Municipal Bond Index <sup>2</sup> (reflects no deduction for fees, expenses or taxes)	6.40%	2.25%	3.03%
Bloomberg Municipal 1-10 Year Blend Index (reflects no deduction for fees, expenses or taxes)	4.60%	1.96%	2.19%
Morningstar Muni National Intermediate Average <sup>3</sup>	5.61%	1.88%	2.30%

<sup>1</sup> In certain cases, the Return After Taxes on Distribution and Sale of Fund Shares for a period may be higher than other return figures for the same period. This will occur when a capital loss is realized upon the sale of fund shares and provides an assumed tax benefit that increases the return.

<sup>2</sup> The Bloomberg Municipal Bond Index is provided so that investors may compare the performance of the Portfolio with the performance of a broad-based index that represents the overall municipal securities market.

<sup>3</sup> The Morningstar Muni National Intermediate Average is provided so that investors may compare the performance of the Portfolio with the performance of a peer group of funds that Morningstar, Inc. considers similar to the Portfolio.

**Investment Adviser**

Glenmede Investment Management LP serves as investment advisor to the Portfolio.

**Portfolio Managers**

Robert M. Daly, Director of Fixed Income of the Advisor, and J. Douglas Wilson, Portfolio Manager of the Advisor, have managed the Portfolio since March 2020. David M. Joyce, Portfolio Manager of the Advisor, has managed the Portfolio since February 2023.

**Tax Information**

The Portfolio anticipates that substantially all of its income distributions will be “exempt-interest dividends,” which are exempt from Federal income taxes. However, some distributions may be taxable, such as distributions that are derived from occasional taxable investments and distributions of short and long-term capital gains or may be subject to the Federal alternative minimum tax.

For important information about purchase and sale of the Portfolio’s shares and financial intermediary compensation, please turn to those section headings on page 21 of this Prospectus.

## Short Term Tax Aware Fixed Income Portfolio

### Investment Objective

Maximum after-tax total return consistent with reasonable preservation of capital.

### Fees and Expenses of the Portfolio

This table describes the fees and expenses that you may pay if you buy, hold, and sell shares of the Portfolio. **You may pay brokerage commissions and other fees to financial intermediaries which are not reflected in the table and example below.**

#### Annual Portfolio Operating Expenses

(expenses that you pay each year as a percentage of the value of your investment)

Management Fees . . . . .	0.35%
Other Expenses (includes 0.10% shareholder servicing fees payable to The Glenmede Trust Company, N.A.) . . .	0.34%
Total Annual Portfolio Operating Expenses . . . . .	0.69%
Fee Waivers and Expense Reimbursements <sup>1</sup> . . . . .	0.14%
Net Expenses . . . . .	<u>0.55%</u>

<sup>1</sup> Glenmede Investment Management LP (the “Advisor”) has contractually agreed to waive its fees and/or reimburse expenses to the extent that the Portfolio’s annual total operating expenses exceed 0.55% of the Portfolio’s average daily net assets (excluding Acquired Fund fees and expenses, brokerage commissions, extraordinary items, interest and taxes). The Advisor has contractually agreed to these waivers and/or reimbursements until at least February 28, 2025 and may discontinue this arrangement at any time thereafter. This contractual fee waiver agreement may not be terminated before February 28, 2025 without the approval of The Glenmede Fund, Inc.’s (the “Glenmede Fund”) Board of Directors (the “Glenmede Fund Board”).

### Example

This Example is intended to help you compare the cost of investing in the Portfolio with the cost of investing in other mutual funds. The Example assumes that you invest \$10,000 in the Portfolio for the time periods indicated and then hold or redeem all of your shares at the end of those periods. The Example also assumes that your investment has a 5% return each year and that the Portfolio’s operating expenses remain the same, taking into account the fee waiver in the first year of each period. Although your actual costs may be higher or lower, based on these assumptions your costs would be:

<u>1 Year</u>	<u>3 Years</u>	<u>5 Years</u>	<u>10 Years</u>
\$56	\$207	\$370	\$845

### Portfolio Turnover

The Portfolio pays transaction costs when it buys and sells securities (or “turns over” its portfolio). A higher portfolio turnover rate may indicate higher transaction costs and may result in higher taxes when Portfolio shares are held in a taxable account. These costs, which are not reflected in annual portfolio operating expenses or in the Example, affect the Portfolio’s performance. During the most recent fiscal year, the Portfolio’s portfolio turnover rate was 45% of the average value of its portfolio.

### Principal Investment Strategies

Under normal circumstances, the Portfolio will invest at least 80% of the value of its net assets (including borrowings for investment purposes) in fixed-income securities. The Portfolio invests primarily in short-term municipal securities, corporate bonds, exchange-traded funds (“ETFs”) and closed-end funds that invest in fixed-income securities and U.S. Government Securities. The Portfolio may also invest in preferred stocks. The Portfolio expects to maintain a dollar-weighted average maturity of 1 to 3 years.

Under normal circumstances, at least 50% of the value of the Portfolio’s total assets will be invested in investment grade municipal securities that pay interest that is exempt from regular Federal income tax, but may, in certain

instances, subject you to Federal alternative minimum tax. Municipal securities are debt obligations generally issued by a state, territory or possession of the United States (including the District of Columbia) or a political subdivision, agency or instrumentality thereof to obtain funds for various public purposes, including the construction of public facilities. A security is investment grade if it is rated within the top four rating categories by a nationally recognized statistical rating organization (a “NRSRO”) or unrated but determined to be of comparable quality by the Advisor at the time of purchase. If a portfolio security’s rating is reduced to below the above levels, the Advisor will dispose of the security in an orderly fashion as soon as practicable.

The Portfolio may invest, without limitation, in municipal securities that pay interest that may subject you to Federal alternative minimum tax. The Federal alternative minimum tax is a Federal income tax imposed on non-corporate taxpayers calculated separately from the regular Federal income tax. It is designed to prevent non-corporate taxpayers from using certain deductions and credits (called tax-preference items) to pay little or no taxes. Certain private activity bonds pay interest that may be treated as a tax-preference item under the Federal alternative minimum tax. To the extent that the Portfolio invests in private activity bonds, a portion of the Portfolio’s dividends may be subject to Federal income tax for shareholders subject to Federal alternative minimum tax.

The Portfolio may invest in investment grade corporate bonds and preferred stock. Corporate bonds are debt obligations of domestic or foreign companies issued to raise money for capital expenditures, operations and acquisitions. Preferred stock is a class of stock having a preference over common stock as to the payment of dividends and the recovery of investment should the issuer be liquidated. Preferred stock is usually junior to the debt securities of the issuer and the payment of dividends is not guaranteed as with a bond.

The Portfolio may invest in common shares or preferred shares of closed-end funds that primarily invest in fixed-income securities. The Portfolio may also invest in ETFs that primarily invest in fixed-income securities. The Portfolio may invest in closed-end funds and ETFs that hold high yield fixed-income securities which are rated below investment grade and are commonly referred to as “junk bonds.” The ETFs in which the Portfolio may invest are registered investment companies that may seek to track the performance of a particular market index or security. These indices include not only broad-based market indices but more specific indices as well, including those relating to particular sectors, markets, regions or industries.

The Portfolio may also invest in U.S. Government Securities which are fixed-income securities issued or guaranteed by the U.S. Treasury, U.S. Government agencies or other agencies or instrumentalities sponsored by the U.S. Government. Debt obligations of companies or other entities guaranteed by the U.S. Government, its agencies or instrumentalities are considered by the Portfolio to be obligations of the guarantor. The Portfolio may also invest in investment grade privately issued mortgage-backed securities and enter into repurchase agreements collateralized by U.S. Government Securities and reverse repurchase agreements.

The Portfolio seeks to balance investment considerations to achieve a best net after-tax total return for an investor in the maximum Federal income tax bracket. The tax aware strategies used by the Portfolio include maintaining diversification across different securities in the fixed-income market and seeking best net after-tax yield and total return opportunities in both taxable and tax-exempt securities. For example, during certain market cycles, a two-year corporate bond may offer a significantly higher yield to maturity both gross of taxes and net of the highest Federal tax rate versus a two-year tax-exempt municipal security. In such a scenario, the Portfolio may purchase the corporate bond if a clear net of tax yield advantage can be determined over tax-exempt municipal alternatives. The Advisor will seek to capture such net of tax yield advantages on an opportunistic basis within the Portfolio’s maturity limitations.

The Advisor uses a combination of quantitative and fundamental research to select securities. The Advisor uses a quantitative proprietary multi-factor computer model which conducts an analysis of general economic and market conditions, compares expected returns and identifies a list of attractive securities having favorable net after-tax return profiles, then applies fundamental research to select which securities to buy and sell for this Portfolio.

## **Principal Investment Risks**

All investments carry a certain amount of risk and the Portfolio cannot guarantee that it will achieve its investment objective. The strategy that the Advisor uses may fail to produce the intended result. Each risk summarized below is considered a “principal risk” of investing in the Portfolio, regardless of the order in which it appears. Different risks

may be more significant at different times depending on market conditions and other factors. An investment in the Portfolio is not a bank deposit and is not insured or guaranteed by the Federal Deposit Insurance Corporation or any other government agency. The net asset value (“NAV”) of the Portfolio will fluctuate. Therefore, you could lose money by investing in the Portfolio.

The Portfolio may be appropriate for you if you seek a regular stream of income with higher potential returns than money market funds and if you are also willing to accept more risk.

**Interest Rate Risk:** The value of fixed-income securities tends to fluctuate with changes in interest rates. Generally, their value will decrease when interest rates rise and increase when interest rates fall. Therefore, you could lose money by investing in the Portfolio. Fixed-income securities with longer maturities are more susceptible to interest rate fluctuations than those with shorter maturities. Therefore, the risk of interest rate fluctuation is greater to the extent that the Portfolio invests in long-term securities. Recently, there have been signs of inflationary price movements and interest rates have been rising. As such, fixed-income and related markets may experience heightened levels of interest rate volatility and liquidity risk. Changes in market conditions and government action may have adverse effects on investments, volatility, and liquidity in debt markets, potentially negatively impacting the Portfolio’s performance and disrupting portfolio management by increased shareholder redemptions. A sharp rise in interest rates could cause the value of the Portfolio’s investments to decline.

**Prepayment and Call Risks:** The Portfolio is subject to prepayment risk and call risk. Prepayment risk is the risk that a debt security may be paid off and the proceeds returned to the Portfolio earlier than anticipated. Depending on market conditions, proceeds may be reinvested at lower interest rates. Call risk is the risk that changes in interest rates may cause certain debt securities to be paid off much sooner or later than expected, which could adversely affect the Portfolio’s value.

**Credit Risk:** Fixed-income securities are also subject to the risk that an issuer will be unable or unwilling to make principal and interest payments when due which could adversely impact the Portfolio’s return and NAV. Changes in the credit rating of a debt security held by the Portfolio could have a similar effect.

**Government Agency Risk:** Direct obligations of the U.S. Government such as Treasury bills, notes and bonds are supported by its full faith and credit. Indirect obligations issued by Federal agencies and government-sponsored entities generally are not backed by the full faith and credit of the U.S. Treasury. Accordingly, while U.S. Government agencies and instrumentalities may be chartered or sponsored by Acts of Congress, their securities are neither issued nor guaranteed by the U.S. Treasury. Some of these indirect obligations may be supported by the right of the issuer to borrow from the Treasury; others are supported by the discretionary authority of the U.S. Government to purchase the agency’s obligations; still others are supported only by the credit of the instrumentality.

**Alternative Minimum Tax Risk:** The Portfolio has no limit as to the amount that can be invested in municipal securities that pay interest that may subject you to Federal alternative minimum tax. Therefore, all or a portion of the Portfolio’s otherwise exempt-interest dividends may be taxable to those shareholders subject to the Federal alternative minimum tax.

**Municipal Obligation Risk:** Municipal security prices, payment of interest on, repayment of principal for, and the market for municipal securities can be significantly affected by economic and political changes as well as uncertainties in the municipal market related to taxation, legislative changes or the rights of municipal security holders. Because many municipal securities are issued to finance similar projects, especially those relating to education, healthcare, transportation and utilities, conditions in those market sectors can affect municipal bond prices. In addition, a portion or all of the interest received from certain tax-exempt municipal securities could become taxable as a result of political and legislative changes, noncompliant conduct of a municipal issuer or determinations by the IRS. A credit rating downgrade, bond default, or bankruptcy involving an issuer within a particular state or territory could affect the market values and marketability of some or all of the municipal obligations of that state or territory.

**Liquidity Risk:** Certain portfolio securities may be less liquid than others, which may make them difficult or impossible to sell at the time and the price that the Portfolio would like, adversely affecting the value of the Portfolio’s investments and its returns.

**Market Risk:** The market values of securities owned by the Portfolio may decline, at times sharply and unpredictably. Market risks, including political, regulatory, market, economic and social developments, and developments that impact specific economic sectors, industries or segments of the market, interest rates, inflation rates or credit ratings, can affect the value of the Portfolio's investments. Natural disasters, public health emergencies (including pandemics and epidemics such as COVID-19), war, military conflict, terrorism and other global unforeseeable events may lead to instability in world economies and markets, may lead to increased volatility, and may have adverse long-term effects. The Portfolio cannot predict the effects of such unforeseeable events in the future on the economy, the markets or the Portfolio's investments.

**ETF and Investment Company Risk:** Shares of closed-end funds and ETFs have many of the same risks as direct investments in the underlying fixed-income securities they invest in, although the lack of liquidity may make ETFs more volatile. ETFs and closed-end funds have investment management fees and other expenses which will be indirectly paid by the Portfolio. In addition, ETFs and closed-end funds do not necessarily trade at the NAV of their underlying securities, which means that these funds could potentially trade above or below the value of their underlying portfolios and may result in a loss and are subject to trading and commission costs. The existence of extreme market volatility or potential lack of an active trading market for an ETF's shares could result in such shares trading at a significant premium or discount to NAV.

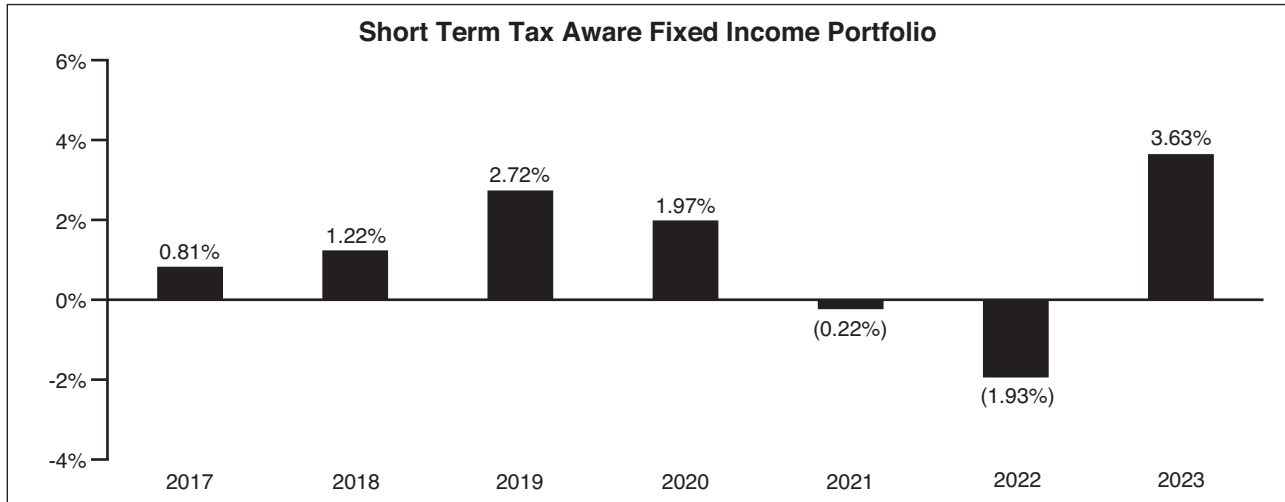
**Preferred Stock Risk:** Preferred stock generally does not exhibit as great a potential for appreciation as common stock, although it ranks above common stock in its claim on income for dividend payments. In the event an issuer is liquidated or declares bankruptcy, the claims of owners of bonds take precedence over the claims of preferred and common stock owners. Preferred stock may also be subject to optional or mandatory redemption provisions.

**Default Risk:** The Portfolio may make loans through collateralized repurchase agreements. It may also borrow money through reverse repurchase agreements. Although loans made by the Portfolio are collateralized with the borrower's securities, the Portfolio could suffer a loss if the borrower defaults on its obligation to buy the securities back under the terms of the repurchase agreement.

**High Yield Securities Risk:** High yield securities, which are rated below investment grade and commonly referred to as "junk bonds," are high risk investments that may cause income and principal losses for the Portfolio through its investment in closed-end funds or ETFs that invest in such securities. High yield securities are considered predominantly speculative by traditional investment standards and their market value is more sensitive to corporate developments, changes in interest rates and economic conditions than higher rated securities. High yield securities generally have greater credit risk, are less liquid and have more volatile prices than investment grade securities.

## Performance Information

The bar chart and table below provide some indication of the risks of investing in the Portfolio. The bar chart shows how the performance of the Portfolio has varied from year to year. The table shows how the Portfolio's average annual total returns for one year, five years and since inception compare to those of a selected market index. The Portfolio's past performance, before and after taxes, does not necessarily indicate how it will perform in the future. Performance reflects expense reimbursements and/or fee waivers in effect. If such expense reimbursements or fee waivers were not in place, the Portfolio's performance would be reduced. Updated performance information is available by visiting [www.glenmedeim.com](http://www.glenmedeim.com) or by calling 1-800-442-8299.



During the periods shown in the bar chart, the highest quarterly return was 2.83% (for the quarter ended December 31, 2023) and the lowest quarterly return was -2.38% (for the quarter ended March 31, 2022).

After-tax returns for the Portfolio are calculated using the historical highest individual Federal marginal income tax rates, and do not reflect the impact of state and local taxes. Actual after-tax returns depend on the investor's tax situation and may differ from those shown. After-tax returns are not relevant to investors who hold their Portfolio shares through tax-deferred arrangements such as 401(k) plans or IRAs.



**Average Annual Total Returns** (for the periods ended December 31, 2023)

	Past 1 Year	Past 5 Years	Since Inception (June 29, 2016)
Return Before Taxes	3.63%	1.21%	0.97%
Return After Taxes on Distributions	3.44%	1.10%	0.87%
Return After Taxes on Distributions and Sale of Fund Shares <sup>1</sup>	2.73%	1.09%	0.89%
Bloomberg Municipal Bond Index <sup>2</sup> (reflects no deduction for fees, expenses or taxes)	6.40%	2.25%	1.84%
ICE BofAML 1-3 Year U.S. Municipal Securities Index (reflects no deduction for fees, expenses or taxes)	3.32%	1.31%	1.15%
Morningstar Muni National Short Average <sup>3</sup>	3.70%	1.33%	1.09%

<sup>1</sup> In certain cases, the Return After Taxes on Distribution and Sale of Fund Shares for a period may be higher than other return figures for the same period. This will occur when a capital loss is realized upon the sale of fund shares and provides an assumed tax benefit that increases the return.

<sup>2</sup> The Bloomberg Municipal Bond Index is provided so that investors may compare the performance of the Portfolio with the performance of a broad-based index that represents the overall municipal securities market.

<sup>3</sup> The Morningstar Muni National Short Average is provided so that investors may compare the performance of the Portfolio with the performance of a peer group of funds that Morningstar, Inc. considers similar to the Portfolio.

**Investment Adviser**

Glenmede Investment Management LP serves as investment advisor to the Portfolio.

**Portfolio Managers**

Robert M. Daly, Director of Fixed Income of the Advisor, and J. Douglas Wilson, Portfolio Manager of the Advisor, have managed the Portfolio since March 2020. David M. Joyce, Portfolio Manager of the Advisor, has managed the Portfolio since February 2023.

**Tax Information**

The Portfolio's distributions may be taxable as ordinary income or capital gains unless you are purchasing through a tax-deferred arrangement, such as a 401(k) plan or IRA. Such tax-deferred arrangements may be taxed later upon withdrawal of monies from those arrangements. However, the Portfolio anticipates that a portion of its income distributions will be "exempt-interest dividends," which are exempt from Federal income taxes. In certain instances, such dividends paid by the Portfolio, while exempt from regular Federal income taxes, may be subject to the Federal alternative minimum tax.

For important information about purchase and sale of the Portfolio's shares and financial intermediary compensation, please turn to those section headings on page 21 of this Prospectus.



## High Yield Municipal Portfolio

### Investment Objective

A high level of current income exempt from regular Federal income tax.

### Fees and Expenses of the Portfolio

This table describes the fees and expenses that you may pay if you buy, hold, and sell shares of the Portfolio. **You may pay brokerage commissions and other fees to financial intermediaries which are not reflected in the table and example below.**

#### Annual Portfolio Operating Expenses<sup>1</sup>

(expenses that you pay each year as a percentage of the value of your investment)

Management Fees .....	0.57%
Other Expenses	
(includes 0.15% shareholder servicing fees payable to Glenmede Trust) .....	0.32%
Total Annual Portfolio Operating Expenses .....	<u>0.89%</u>

<sup>1</sup> Total Annual Portfolio Operating Expenses have been restated to reflect current fees, and may not correspond to the ratio of operating expenses to average net assets in the “Financial Highlights” section of this Prospectus.

### Example

This Example is intended to help you compare the cost of investing in the Portfolio with the cost of investing in other mutual funds. The Example assumes that you invest \$10,000 in the Portfolio for the time periods indicated and then hold or redeem all of your shares at the end of those periods. The Example also assumes that your investment has a 5% return each year and that the Portfolio’s operating expenses remain the same. Although your actual costs may be higher or lower, based on these assumptions your costs would be:

<u>1 Year</u>	<u>3 Years</u>	<u>5 Years</u>	<u>10 Years</u>
\$91	\$284	\$493	\$1,096

### Portfolio Turnover

The Portfolio pays transaction costs when it buys and sells securities (or “turns over” its portfolio). A higher portfolio turnover rate may indicate higher transaction costs and may result in higher taxes when Portfolio shares are held in a taxable account. These costs, which are not reflected in annual portfolio operating expenses or in the Example, affect the Portfolio’s performance. The Portfolio may actively trade portfolio securities to achieve its principal investment strategies. During the most recent fiscal year, the Portfolio’s portfolio turnover rate was 25% of the average value of its portfolio.

### Principal Investment Strategies

Under normal circumstances, the Portfolio will invest at least 80% of the value of its net assets (including borrowings for investment purposes) in, or derive at least 80% of its income from, municipal securities that pay interest that is exempt from regular Federal income tax, but may, in certain instances, subject you to Federal alternative minimum tax. Municipal securities are debt obligations generally issued by a state, territory or possession of the United States (including the District of Columbia) or a political subdivision, agency or instrumentality thereof to obtain funds for various public purposes, including the construction of public facilities. The Portfolio may invest, without limitation, in municipal securities that pay interest that may subject you to Federal alternative minimum tax. The Federal alternative minimum tax is a Federal income tax imposed on non-corporate taxpayers calculated separately from the regular Federal income tax. It is designed to prevent non-corporate taxpayers from using certain deductions and credits (called tax-preference items) to pay little or no taxes. Certain private activity bonds pay interest that may be treated as a tax-preference item under the Federal alternative minimum tax. To the extent that the Portfolio invests in private activity bonds, a portion of the Portfolio’s dividends may be subject to Federal income tax for shareholders subject to Federal alternative minimum tax. The Portfolio will generally invest in municipal securities rated BB or below or Ba or below

(commonly referred to as “junk bonds”) by a nationally recognized statistical rating organization (a “NRSRO”) designated by AllianceBernstein L.P. (“AllianceBernstein” or the “Sub-Advisor”), medium quality securities rated BBB or Baa by a NRSRO, or upper medium quality securities rated A by a NRSRO or unrated but determined to be of comparable quality at the time of purchase. There is no minimum rating for a municipal security held by the Portfolio, and the Portfolio may purchase securities that are in default. Some of the securities in which the Portfolio will invest may have credit and liquidity support features, including guarantees and letters of credit. In seeking to achieve its objective, the Portfolio may forego opportunities that would result in capital gains and may accept prudent risks to capital value, in each case to take advantage of opportunities for higher current income. The Portfolio does not have any portfolio maturity limitations and may invest its assets in instruments with short, medium and long maturities.

The Sub-Advisor seeks to purchase attractively priced securities that it considers to represent good, long-term investment opportunities. The Sub-Advisor analyzes various factors to help identify securities, which may include the credit strength of the issuer, prices of similar securities issued by comparable issuers, anticipated changes in interest rates, general market conditions and other factors pertinent to the particular security being evaluated. A security may be sold when the Sub-Advisor believes that it no longer represents a relatively attractive investment opportunity. The Sub-Advisor may invest in derivative instruments, such as swaps, for hedging or risk management purposes, or as a part of the Portfolio’s investment strategy.

## **Principal Investment Risks**

All investments carry a certain amount of risk and the Portfolio cannot guarantee that it will achieve its investment objective. The strategy that the Sub-Advisor uses may fail to produce the intended result. Each risk summarized below is considered a “principal risk” of investing in the Portfolio, regardless of the order in which it appears. Different risks may be more significant at different times depending on market conditions and other factors. An investment in the Portfolio is not a bank deposit and is not insured or guaranteed by the Federal Deposit Insurance Corporation or any other government agency. The net asset value (“NAV”) of the Portfolio will fluctuate. Therefore, you could lose money by investing in the Portfolio.

The Portfolio may be appropriate for you if you seek a regular stream of income with higher potential returns than money market funds and if you are also willing to accept more risk. The investments held by the Portfolio are considered speculative and an investment in the Portfolio presents substantial risks in relation to a fund that invests primarily in investment grade securities.

**High Yield Securities Risk:** High yield securities, which are rated below investment grade and commonly referred to as “junk bonds,” are high risk investments that may cause income and principal losses for the Portfolio. High yield securities are considered predominantly speculative by traditional investment standards and their market value is more sensitive to corporate developments, changes in interest rates and economic conditions than higher rated securities. High yield securities generally have greater credit risk, are less liquid and have more volatile prices than investment grade securities.

**Interest Rate Risk:** The value of fixed-income securities tends to fluctuate with changes in interest rates. Generally, their value will decrease when interest rates rise and increase when interest rates fall. Fixed-income securities are also subject to the risk that an issuer will be unable or unwilling to make principal and interest payments when due. Therefore, you could lose money by investing in the Portfolio. Fixed-income securities with longer maturities are more susceptible to interest rate fluctuations than those with shorter maturities. Therefore, the risk of interest rate fluctuation is greater to the extent that the Portfolio invests in long-term securities. Recently, there have been signs of inflationary price movements and interest rates have been rising. As such, fixed-income and related markets may experience heightened levels of interest rate volatility and liquidity risk. Changes in market conditions and government action may have adverse effects on investments, volatility, and liquidity in debt markets, potentially negatively impacting the Portfolio’s performance and disrupting portfolio management by increased shareholder redemptions. A sharp rise in interest rates could cause the value of the Portfolio’s investments to decline.

**Credit Risk:** Fixed-income securities are also subject to the risk that an issuer will be unable or unwilling to make principal and interest payments when due which could adversely impact the Portfolio’s return and NAV. Changes in the credit rating of a debt security held by the Portfolio could have a similar effect.

**Alternative Minimum Tax Risk:** The Portfolio has no limit as to the amount that can be invested in municipal securities that pay interest that may subject you to Federal alternative minimum tax. Therefore, all or a portion of the Portfolio's otherwise exempt-interest dividends may be taxable to those shareholders subject to the Federal alternative minimum tax.

**Municipal Obligation Risk:** Municipal security prices, payment of interest on, repayment of principal for, and the market for municipal securities can be significantly affected by economic and political changes as well as uncertainties in the municipal market related to taxation, legislative changes or the rights of municipal security holders. Because many municipal securities are issued to finance similar projects, especially those relating to education, healthcare, transportation and utilities, conditions in those market sectors can affect municipal bond prices. In addition, a portion or all of the interest received from certain tax-exempt municipal securities could become taxable as a result of political and legislative changes, noncompliant conduct of a municipal issuer or determinations by the IRS. A credit rating downgrade, bond default, or bankruptcy involving an issuer within a particular state or territory could affect the market values and marketability of some or all of the municipal obligations of that state or territory.

**Call Risk:** The Portfolio is subject to call risk. Call risk is the risk that changes in interest rates may cause certain municipal securities to be paid off much sooner or later than expected, which could adversely affect a Portfolio's value.

**Derivatives Risk:** Derivatives may be difficult to price or unwind and leveraged so that small changes may produce disproportionate losses for the Portfolio. A short position in a derivative instrument involves the risk of a theoretically unlimited increase in the value of the underlying instrument, which could cause the Portfolio to suffer a (potentially unlimited) loss. Derivatives, especially over-the-counter derivatives, are also subject to counterparty risk, which is the risk that the counterparty (the party on the other side of the transaction) on a derivative transaction will be unable or unwilling to honor its contractual obligations to the Portfolio.

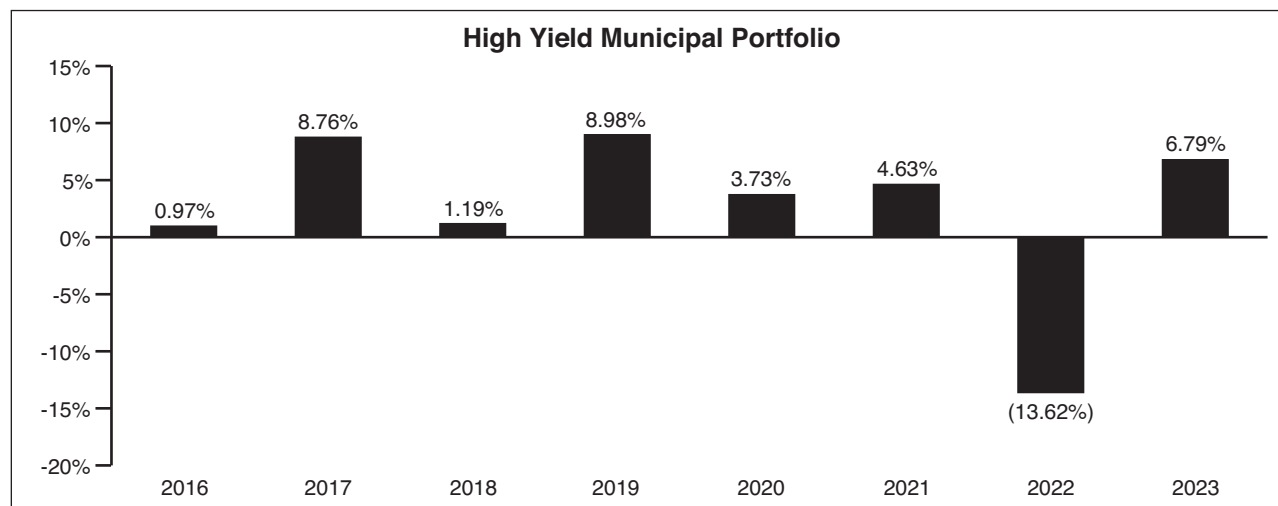
**Liquidity Risk:** Certain portfolio securities may be less liquid than others, which may make them difficult or impossible to sell at the time and the price that the Portfolio would like, adversely affecting the value of the Portfolio's investments and its returns.

**Market Risk:** The market values of securities owned by the Portfolio may decline, at times sharply and unpredictably. Market risks, including political, regulatory, market, economic and social developments, and developments that impact specific economic sectors, industries or segments of the market, interest rates, inflation rates or credit ratings, can affect the value of the Portfolio's investments. Natural disasters, public health emergencies (including pandemics and epidemics such as COVID-19), war, military conflict, terrorism and other global unforeseeable events may lead to instability in world economies and markets, may lead to increased volatility, and may have adverse long-term effects. The Portfolio cannot predict the effects of such unforeseeable events in the future on the economy, the markets or the Portfolio's investments.

## Performance Information

The bar chart and table below provide some indication of the risks of investing in the Portfolio. The bar chart shows how the performance of the Portfolio has varied from year to year. The table shows how the Portfolio's average annual total returns for one year, five years and since inception compare to those of selected market indices. Performance reflects expense reimbursements and/or fee waivers made in 2016, 2019, 2020, 2021 and 2022. If such expense reimbursements or waivers were not in place, the Portfolio's performance in 2016, 2019, 2020, 2021 and 2022 would be reduced.

The Portfolio's past performance, before and after taxes, does not necessarily indicate how it will perform in the future. Updated performance information is available by visiting [www.glenmedeim.com](http://www.glenmedeim.com) or by calling 1-800-442-8299.



During the periods shown in the bar chart, the highest quarterly return was 8.28% (for the quarter ended December 31, 2023) and the lowest quarterly return was -6.38% (for the quarter ended March 31, 2022).

After-tax returns for the Portfolio are calculated using the historical highest individual Federal marginal income tax rates, and do not reflect the impact of state and local taxes. Actual after-tax returns depend on the investor's tax situation and may differ from those shown. After-tax returns are not relevant to investors who hold their Portfolio shares through tax-deferred arrangements such as 401(k) plans or IRAs.

### Average Annual Total Returns (for the periods ended December 31, 2023)

	Past 1 Year	Past 5 Years	Since Inception (December 22, 2015)
Return Before Taxes	6.79%	1.76%	2.45%
Return After Taxes on Distributions	6.69%	1.68%	2.37%
Return After Taxes on Distributions and Sale of Fund Shares <sup>1</sup>	5.59%	2.04%	2.54%
Bloomberg Municipal Bond Index <sup>2</sup> (reflects no deduction for fees, expenses or taxes)	6.40%	2.25%	2.28%
Bloomberg Muni High Yield 5% Tobacco Cap 2% Issuer Cap Index (reflects no deduction for fees, expenses or taxes)	8.30%	2.92%	3.80%
Blended Index (reflects no deduction for fees, expenses or taxes) <sup>3</sup>	7.83%	2.77%	N/A
Morningstar High Yield Muni Average <sup>4</sup>	6.48%	1.87%	2.44%

- <sup>1</sup> In certain cases, the Return After Taxes on Distribution and Sale of Fund Shares for a period may be higher than other return figures for the same period. This will occur when a capital loss is realized upon the sale of fund shares and provides an assumed tax benefit that increases the return.
- <sup>2</sup> The Bloomberg Municipal Bond Index is provided so that investors may compare the performance of the Portfolio with the performance of a broad-based index that represents the overall high yield municipal securities market.
- <sup>3</sup> The Blended Index is comprised of two benchmarks, weighted 75% Bloomberg Muni High Yield 5% Tobacco Cap 2% Issuer Cap Index and 25% Bloomberg Municipal Bond Index and was selected because it has characteristics more similar to the Portfolio's investment style. The Blended Index commenced operations on January 1, 2017 and does not have available returns for the Portfolio's since inception period.
- <sup>4</sup> The Morningstar High Yield Muni Average is provided so that investors may compare the performance of the Portfolio with the performance of a peer group of funds that Morningstar, Inc. considers similar to the Portfolio.

## **Investment Advisers**

Glenmede Investment Management LP serves as investment advisor to the Portfolio and AllianceBernstein L.P. serves as sub-advisor to the Portfolio.

## **Portfolio Managers**

Matthew J. Norton, Senior Vice President of the Sub-Advisor and Andrew D. Potter, CFA, Vice President of the Sub-Advisor, have managed the Portfolio since May 2022.

## **Tax Information**

The Portfolio anticipates that substantially all of its income distributions will be "exempt-interest dividends," which are exempt from Federal income taxes. However, some distributions may be taxable, such as distributions that are derived from accretion of market discounts, occasional taxable investments and distributions of short and long-term capital gains, or may be subject to the Federal alternative minimum tax.

## **Purchase and Sale of Portfolio Shares**

There are no minimum initial or subsequent investment requirements for the Portfolio. The Glenmede Trust Company, N.A. ("Glenmede Trust") has informed the Glenmede Fund and The Glenmede Portfolios (with respect to the Muni Intermediate Portfolio) (collectively with the Glenmede Fund, the "Funds") that it and its affiliated companies' ("Affiliates") minimum initial investment requirements for their clients' investments in the Portfolio is \$1,000, which may be reduced or waived from time to time. Approved brokers and other institutions that purchase shares on behalf of their clients may have their own minimum initial and subsequent investment requirements. You may redeem shares at any time by contacting Glenmede Trust by telephone or facsimile or contacting the institution through which you purchased your shares.

## **Financial Intermediary Compensation**

If you purchase shares of a Portfolio through a broker-dealer or other financial intermediary (such as a bank), the Portfolio and its related companies may pay the intermediary for the sale of Portfolio shares and related services. These payments may create a conflict of interest by influencing the broker-dealer or other intermediary and your salesperson to recommend the Portfolio over another investment. Ask your salesperson or visit your financial intermediary's Web site for more information.

## ADDITIONAL INFORMATION ABOUT INVESTMENTS

### Objective, Principal Strategies and Risks

To help you decide which Portfolio is appropriate for you, this section looks more closely at the Portfolios' investment objectives, policies and risks. You should carefully consider your own investment goals, time horizon and risk tolerance before investing in a Portfolio.

The investment objectives of the Core Fixed Income, Short Term Tax Aware Fixed Income and High Yield Municipal Portfolios may be changed by the Glenmede Fund Board without shareholder approval. The investment objective of the Muni Intermediate Portfolio may be changed by the Board of Trustees of the Glenmede Portfolios (collectively with the Glenmede Fund Board, the "Boards") without shareholder approval. Unless indicated otherwise, the investment strategies of each Portfolio may be changed by the particular Board without shareholder approval.

#### *Core Fixed Income Portfolio*

The Core Fixed Income Portfolio attempts to achieve its objective to provide maximum long-term total return consistent with reasonable risk to principal, by investing, under normal market circumstances, at least 80% of the value of the Portfolio's net assets (including borrowings for investment purposes) in fixed-income securities. This is a non-fundamental investment policy that can be changed by the Portfolio upon 60 days' prior notice to shareholders.

The Portfolio may, from time to time, take temporary defensive positions that are inconsistent with its principal investment strategies in response to adverse market, economic, political or other conditions. Such investments may include, for example, cash and short-term debt instruments which meet the Portfolio's quality criteria. To the extent the Portfolio employs a temporary defensive investment strategy, it may not achieve its investment objective. A defensive position, taken at the wrong time, would have an adverse impact on the Portfolio's performance.

#### *Muni Intermediate Portfolio*

The Muni Intermediate Portfolio attempts to achieve its objective by investing, under normal market circumstances, at least 80% of the value of its net assets (including borrowings for investment purposes) in intermediate and long-term municipal obligations that pay interest that is exempt from regular Federal income tax but may be subject to Federal alternative minimum tax for non-corporate investors in the Portfolio. This is a fundamental investment policy and cannot be changed without the approval of the Portfolio's shareholders.

Under normal market circumstances, the Muni Intermediate Portfolio will invest at least 80% of the value of its net assets (including borrowings for investment purposes) in intermediate and long-term obligations of the states, territories and possessions of the United States, the District of Columbia and their political subdivisions, agencies, instrumentalities and authorities. This is a non-fundamental investment policy that can be changed by the Portfolio upon 60 days' prior notice to shareholders.

The Muni Intermediate Portfolio may, from time to time, take temporary defensive positions that are inconsistent with its principal investment strategies in response to adverse market, economic, political or other conditions. Such investments may include, for example, cash, tax exempt money market funds and short-term instruments which meet the Portfolio's credit criteria. To the extent the Portfolio employs a temporary defensive investment strategy, it may not achieve its investment objective. A defensive position, taken at the wrong time, would have an adverse impact on the Portfolio's performance.

#### *Short Term Tax Aware Fixed Income Portfolio*

The Short Term Tax Aware Fixed Income Portfolio attempts to achieve its objective by investing, under normal circumstances, at least 80% of the value of its net assets (including borrowings for investment purposes) in fixed-income securities which are primarily comprised of short-term municipal securities, corporate bonds, ETFs and closed-end funds that invest in fixed-income securities and U.S. Government Securities. This is a non-fundamental investment policy that can be changed by the Portfolio upon 60 days' prior notice to shareholders. Under normal circumstances, at least 50% of the value of the Portfolio's total assets will be invested in investment grade municipal securities that pay interest that is exempt from regular Federal income tax but may be subject to Federal alternative minimum tax for non-corporate investors in the Portfolio. The Portfolio may, from time to time, take temporary defensive positions that are inconsistent with its principal investment strategies in response to adverse market, economic, political or other



conditions. Such investments may include, for example, cash and short-term instruments which meet the Portfolio's credit criteria. To the extent the Portfolio employs a temporary defensive investment strategy, it may not achieve its investment objective. A defensive position, taken at the wrong time, would have an adverse impact on the Portfolio's performance.

#### *High Yield Municipal Portfolio*

The High Yield Municipal Portfolio's investment objective is to obtain a high level of current income exempt from regular Federal income tax. The Portfolio attempts to achieve its objective by investing, under normal circumstances, at least 80% of the value of its net assets (including borrowings for investment purposes) in, or deriving at least 80% of its income from, investments that pay interest that is exempt from regular Federal income tax but may be subject to Federal alternative minimum tax for non-corporate investors in the Portfolio. This is a fundamental investment policy and cannot be changed without the approval of the Portfolio's shareholders.

Under normal circumstances, the Portfolio will invest at least 80% of the value of its net assets (including borrowings for investment purposes) in, or derive at least 80% of its income from, municipal securities. This is a non-fundamental investment policy that can be changed by the Portfolio upon 60 days' prior notice to shareholders.

The Portfolio may, from time to time, take temporary defensive positions that are inconsistent with its principal investment strategies in response to adverse market, economic, political or other conditions. Such investments may include, for example, cash, tax exempt money market funds and short-term instruments which meet the Portfolio's credit criteria and higher quality fixed-income securities. To the extent the Portfolio employs a temporary defensive investment strategy, it may not achieve its investment objective. A defensive position, taken at the wrong time, would have an adverse impact on the Portfolio's performance.

As further described in this Prospectus under the heading "Additional Information About Management of the Portfolios," the Advisor has selected the Sub-Advisor to manage the Portfolio's assets, as approved by the Glenmede Fund Board. The Advisor monitors the performance of the Sub-Advisor.

#### *Investment Duration and Quality*

The Core Fixed Income and Muni Intermediate Portfolios expect to maintain a dollar-weighted average maturity of 3 to 10 years. The High Yield Municipal Portfolio does not have any portfolio maturity limitations and may invest its assets in instruments with short, medium and long maturities. The Short Term Tax Aware Fixed Income Portfolio does not have a stated maturity but it expects to maintain a dollar-weighted average maturity of 1 to 3 years.

The Core Fixed Income Portfolio's investments in privately issued mortgage-backed obligations, debt obligations of domestic and foreign companies, and any other publicly or privately placed U.S. Government Securities will be rated at the time of purchase at least A- by S&P or A3 by Moody's. The Portfolio's investments in registered investment companies, including ETFs, can be rated investment grade (BBB- or higher by S&P or Baa3 or higher by Moody's). The Portfolio may invest in unrated securities if they are determined to be of comparable quality at the time of purchase. If a portfolio security's rating is reduced to below the above levels, the Advisor will dispose of the security in an orderly fashion as soon as practicable.

The Muni Intermediate Portfolio will invest in securities that are rated at the time of purchase within the three highest ratings assigned by Moody's (i.e., Aaa, Aa, A) or S&P (AAA, AA, A) in the case of bonds, or rated SP-1 or higher by S&P or MIG-2 or higher by Moody's in the case of notes. The Muni Intermediate Portfolio may invest in unrated securities if they are determined to be of comparable quality at the time of purchase. If a portfolio security's rating is reduced to below the above levels, the Advisor will dispose of the security in an orderly fashion as soon as practicable.

The High Yield Municipal Portfolio will generally invest in municipal securities rated BB or below or Ba or below (commonly referred to as "junk bonds") by NRSROs designated by the Sub-Advisor, medium quality securities rated BBB or Baa by a NRSRO, or upper medium quality securities rated A by a NRSRO or unrated but determined to be of comparable quality at the time of purchase. There is no minimum rating for a municipal security held by the High Yield Municipal Portfolio, and the High Yield Municipal Portfolio may purchase securities that are in default.

Under normal circumstances, the Short Term Tax Aware Fixed Income Portfolio will invest at least 50% of the value of its total assets in investment grade municipal securities. A security is investment grade if it is rated within the top four rating categories by a NRSRO or unrated but determined to be of comparable quality by the Advisor at the time of purchase. If a portfolio security's rating is reduced to below the above levels, the Advisor will dispose of the security in an orderly fashion as soon as practicable. The Portfolio may also invest in investment grade corporate bonds and preferred stock and investment grade privately issued mortgage-backed securities. The Portfolio may invest in closed-end funds or ETFs that invest in high yield or non-investment grade fixed-income securities (sometimes referred to as "junk bonds") which generally are rated BB or below by S&P or Fitch Ratings, Inc. ("Fitch"), or Ba or below by Moody's (or have received a comparable rating from another NRSRO), or, if unrated, are determined to be of comparable quality.

#### *Interest Rate Risks*

Generally, a fixed-income security will increase in value when interest rates fall and decrease in value when interest rates rise. Longer-term securities are generally more sensitive to interest rate changes than shorter-term securities, but they usually offer higher yields to compensate investors for the greater risks. Although governmental financial regulators, including the Federal Reserve, maintained historically low interest rates since early 2020, interest rates have been rising and are expected to continue to increase in the near future. A rising interest rate environment may cause investors to move out of fixed-income securities and markets on a large scale, which could adversely affect the price and liquidity of such securities and also result in increased redemptions from the Portfolios. Recently, there have been signs of inflationary price movements. As such, fixed-income and related markets may experience heightened levels of interest rate volatility and liquidity risk. Changes in market conditions and government action may have adverse effects on investments, volatility, and liquidity in debt markets, and any negative impact on fixed-income securities could be swift and significant, potentially negatively impacting a Portfolio's performance and disrupting portfolio management by increased shareholder redemptions. Substantial redemptions from bond and other income funds may worsen that impact. Dividend paying and other types of equity securities also may be adversely affected from an increase in interest rates.

Dollar-weighted average maturity is a measure of how each Portfolio will react to interest rate changes. The stated maturity of a bond is the date the issuer must repay the bond's entire principal value to an investor. A bond's term to maturity is the number of years remaining to maturity. The Portfolios do not have a stated maturity, but each does have a dollar-weighted average maturity. This is calculated by averaging the terms to maturity of bonds held by a Portfolio, with each maturity "weighted" according to the percentage of net assets it represents.

#### *High Yield Securities*

The High Yield Municipal Portfolio will generally invest in high yield or non-investment grade fixed-income and convertible securities, and the Short Term Tax Aware Fixed Income Portfolio may invest in closed-end funds or ETFs that invest in high yield or non-investment grade fixed-income securities. High yield or non-investment grade fixed-income and convertible securities (sometimes referred to as "junk bonds") generally are rated BB or below by S&P, or Fitch, or Ba or below by Moody's (or have received a comparable rating from another NRSRO), or, if unrated, are determined to be of comparable quality by the Advisor or the Sub-Advisor, as applicable.

Non-investment grade fixed-income and convertible securities are considered predominantly speculative by traditional investment standards. The market value of these low-rated securities tends to be more sensitive to individual corporate developments, such as corporate reorganizations, restructurings, mergers, acquisitions or similar events, and changes in interest rates and economic conditions than higher-rated securities. In addition, they generally present a higher degree of credit risk. Issuers of low-rated securities are often highly leveraged, so their ability to repay their debt during an economic downturn or periods of rising interest rates may be impaired. The risk of loss due to default by these issuers also is greater because low-rated securities generally are unsecured and often are subordinated to the rights of other creditors of the issuers of such securities. Investment in such defaulted securities poses additional risk of loss should nonpayment of principal and interest continue in respect of such securities. Even if such securities are held to maturity, recovery by the purchaser of its initial investment and any anticipated income or appreciation will be uncertain. The purchaser also may incur additional expenses in seeking recovery on defaulted securities.



The secondary market for lower quality securities is concentrated in relatively few market makers and is dominated by institutional investors. Accordingly, the secondary market for such securities is not as liquid as, and is more volatile than, the secondary market for higher quality securities. In addition, market trading volume for these securities generally is lower and the secondary market for such securities could contract under adverse market or economic conditions, independent of any specific adverse changes in the condition of a particular issuer. These factors may have an adverse effect on the market price and the purchaser's ability to dispose of particular portfolio investments. A less developed secondary market also may make it more difficult for the purchaser to obtain precise valuations of such securities in its portfolio.

Investments in lower quality securities, whether rated or unrated, will be more dependent on the evaluation of the credit by the Sub-Advisor solely with respect to the High Yield Municipal Portfolio, or the closed-end fund or ETF solely with respect to the Short Term Tax Aware Fixed Income Portfolio, than would be the case with investments in higher quality securities.

### *Credit Risks*

The risk that the credit strength of an issuer will weaken and/or an issuer of a debt security will fail to make timely payments of principal or interest and the security will default is known as "credit risk." Although U.S. Government Securities are generally considered to be among the safest type of investment in terms of credit risk, they are not guaranteed against price movements due to changing interest rates. Obligations issued by some U.S. Government agencies, authorities, instrumentalities or sponsored enterprises, such as the Government National Mortgage Association ("GNMA"), are backed by the full faith and credit of the U.S. Treasury, while obligations by others, such as Federal National Mortgage Association ("Fannie Mae"), Federal Home Loan Mortgage Corporation ("Freddie Mac") and Federal Home Loan Banks ("FHLBs"), are backed solely by the ability of the entity to borrow from the U.S. Treasury or by the entity's own resources. No assurance can be given that the U.S. Government would provide financial support to U.S. Government agencies, authorities, instrumentalities or sponsored enterprises if it is not obliged to do so by law.

On September 7, 2008, Fannie Mae and Freddie Mac (collectively the "GSEs") were placed under the conservatorship of the Federal Housing Finance Agency to provide stability in the financial markets, mortgage availability and taxpayer protection by preserving the GSEs' assets and property and putting them in a sound and solvent condition. Under the conservatorship, the management of the GSEs was replaced. The long-term effect that this conservatorship will have on the securities issued or guaranteed by the GSEs is unclear. More information about the conservatorship is in Appendix A to the Statement of Additional Information ("SAI").

Municipal obligations generally rank between U.S. Government Securities and corporate debt securities in terms of credit safety. Corporate debt securities, particularly those rated below investment grade, may present the highest credit risk.

Lower quality debt securities generally have higher rates of interest to compensate investors for the greater risk and may be subject to greater price fluctuations than higher quality debt securities. Credit risk is gauged in part, by the credit ratings of the debt securities in which the Portfolio invests. Although ratings published by rating agencies are widely accepted measures of credit risk, credit ratings are only the opinions of the rating agencies issuing the rating and are not guarantees as to credit quality or an evaluation of market risk. The Advisor or Sub-Advisor, as applicable, relies on its own credit analysts to research issuers and issues in seeking to mitigate various credit and default risks.

### *Municipal Securities*

Municipal securities are debt obligations generally issued by a state, territory or possession of the United States (including the District of Columbia) or a political subdivision, agency or instrumentality thereof to obtain funds for various public purposes, including the construction of public facilities. Opinions relating to the validity of municipal bonds, exclusion of municipal bond interest from an investor's gross income for Federal income tax purposes and, where applicable, state and local income tax, are rendered by bond counsel to the issuing authorities at the time of issuance.

The two principal classifications of municipal securities are general obligation bonds and limited obligation or revenue bonds. General obligation bonds are secured by the issuer's pledge of its full faith and credit including, if available, its taxing power for the payment of principal and interest. Issuers of general obligation bonds include states, counties,

cities, towns and various regional or special districts. The proceeds of these obligations are used to fund a wide range of public facilities, such as the construction or improvement of schools, highways and roads, water and sewer systems and facilities for a variety of other public purposes. Lease revenue bonds or certificates of participation in leases are payable from annual lease rental payments from a state or locality. Annual rental payments are payable to the extent such rental payments are appropriated annually.

The value of, payment of interest on, repayment of principal for, and the ability to sell a municipal security may be affected by constitutional amendments, legislation, executive orders, administrative regulations, voter initiatives and the economics of the regions in which the issuers are located. A credit rating downgrade, bond default, or bankruptcy involving an issuer within a particular state or territory could affect the market values and marketability of some or all of the municipal obligations of that state or territory. For example, significant economic and financial difficulties in Puerto Rico have led certain credit rating agencies to downgrade Puerto Rican general obligation debt and certain issuers below investment grade and to continue to have a negative outlook on certain Puerto Rican issuers. Such downgrades and continued financial difficulties could lead to lower prices and increased likelihood of restructurings or default of Puerto Rican bonds which could negatively impact the value of the High Yield Municipal Portfolio's investments in such obligations. In addition, since many municipal securities are issued to finance similar projects, especially those relating to education, health care, transportation and utilities, conditions in those sectors can affect the overall municipal securities market and a Portfolio's investments in municipal securities. There is some risk that a portion or all of the interest received from certain tax-exempt municipal securities could become taxable as a result of determinations by the IRS.

The High Yield Municipal Portfolio, the Muni Intermediate Portfolio and the Short Term Tax Aware Fixed Income Portfolio may also invest in private activity municipal bonds that may subject non-corporate shareholders to Federal alternative minimum tax. Private activity bonds are a type of revenue bond that includes, for example, pollution control, health care and housing bonds, which, although nominally issued by municipal authorities, are generally not secured by the taxing power of the municipality but by the revenues of the authority derived from payments by the private entity which owns or operates the facility financed with the proceeds of the bonds. Obligations of housing finance authorities have a wide range of security features, including reserve funds and insured or subsidized mortgages, as well as the net revenues from housing or other public projects. Many of these bonds do not generally constitute the pledge of the credit of the issuer of such bonds. The credit quality of such revenue bonds is usually directly related to the credit standing of the user of the facility being financed or of an institution which provides a guarantee, letter of credit or other credit enhancement for the bond issue.

The High Yield Municipal Portfolio and the Short Term Tax Aware Fixed Income Portfolio may also invest in "moral obligation" bonds, which are normally issued by special purpose public authorities. If the issuer of moral obligation bonds is unable or unwilling to meet its debt service obligations from current revenues, it may draw on a reserve fund, the restoration of which is a moral commitment but not a legal obligation of the state or municipality which created the issuer.

#### *Mortgage-Backed Obligations*

The Core Fixed Income Portfolio and the Short Term Tax Aware Fixed Income Portfolio may invest in investment grade mortgage-backed securities (each including collateralized mortgage obligations) that represent pools of mortgage loans assembled for sale to investors by various government-related organizations. These organizations include the Government National Mortgage Association (whose obligations are guaranteed by the U.S. Government), and Fannie Mae and Freddie Mac (whose obligations are not guaranteed by the U.S. Government). Please refer to the discussion under "Credit Risks" above about Fannie Mae and Freddie Mac. Mortgage-backed securities provide a monthly payment consisting of interest and principal payments. Additional payments may be made out of unscheduled repayments of principal resulting from the sale of the underlying residential property, refinancing or foreclosure. When interest rates rise, the value of mortgage-backed securities may decline and prepayments may decrease. When interest rates are declining, prepayments of principal on mortgage-backed securities may tend to increase due to refinancing of mortgages. Any premium paid by a Portfolio on purchases of mortgage-backed securities may be lost if an underlying mortgage is prepaid. The yield of a Portfolio may be affected when it reinvests prepayments it receives.

The Core Fixed Income Portfolio and the Short Term Tax Aware Fixed Income Portfolio may purchase mortgage-backed securities in a "to be announced" ("TBA") transaction, which is a form of "when issued" or "delayed

settlement” security. No payment or delivery is made by a Portfolio in a “when issued,” “delayed settlement” or “forward delivery” transaction until a Portfolio receives payment or delivery from the other party to the transaction. Although a Portfolio receives no income from the above-described securities prior to delivery, the market value of such securities is still subject to change. Consequently, the value of such securities may be less than their purchase price, presenting a possible loss of asset value. These transactions also involve the risk that the counterparty may fail to deliver the securities or cash on the settlement date. A Portfolio expects that the commitments to purchase “when issued,” “delayed settlement” or “forward delivery” securities will not exceed 30% of the value of its total assets absent unusual market circumstances. A Portfolio does not intend to purchase securities on a “when issued,” “delayed settlement” or “forward delivery” basis for speculative purposes.

#### *Debt Obligations*

Debt obligations of domestic and foreign companies may include a broad range of fixed and variable rate bonds, debentures and notes. The Core Fixed Income and Short Term Tax Aware Fixed Income Portfolios’ shares are subject to the risk of market value fluctuations. The market value of securities held by each Portfolio is expected to vary according to factors such as changes in interest rates and changes in the average weighted maturity of each Portfolio.

#### *Municipal Revenue Obligations*

The Muni Intermediate Portfolio may invest 25% or more of its net assets in municipal obligations, which pay interest and principal from revenues of similar projects. The Muni Intermediate Portfolio may also invest up to 20% of its total assets in taxable investments including private activity bonds. Such investments involve risks presented by the laws and economic conditions relating to such projects and bonds. These securities do not carry the general obligation of the issuer and are not backed by taxing power.

In many cases, the IRS has not ruled on whether the interest received on a municipal obligation is tax-exempt. The Portfolio and the Advisor rely on the opinion of bond counsel to issuers at the time of issuance and will not review the bases for them.

#### *Repurchase Agreements*

The Core Fixed Income Portfolio may enter into collateralized repurchase agreements with qualified brokers, dealers, banks and other financial institutions deemed creditworthy by the Advisor. Such agreements can be entered into for periods of one day or for a fixed term. Under normal circumstances, the Muni Intermediate Portfolio, the Short Term Tax Aware Fixed Income Portfolio and the High Yield Municipal Portfolio may each subject no more than 20% of its total assets to repurchase agreements with qualified brokers, dealers, banks and other financial institutions deemed creditworthy by the Sub-Advisor or Advisor, as applicable.

In a repurchase agreement, a Portfolio purchases a security and simultaneously commits to resell that security at a future date to the seller (a qualified bank or securities dealer) at an agreed upon price plus an agreed upon market rate of interest (itself unrelated to the coupon rate or date of maturity of the purchased security). The seller under a repurchase agreement will be required to maintain the value of the securities which are subject to the agreement and held by a Portfolio at not less than the agreed upon repurchase price. If the seller defaults on its repurchase obligation, the Portfolio holding such obligation suffers a loss to the extent that the proceeds from a sale of the underlying securities (including accrued interest) is less than the repurchase price (including accrued interest) under the agreement. In the event that such a defaulting seller files for bankruptcy or becomes insolvent, disposition of such securities by the Portfolio might be delayed pending court action.

#### *Selection of Investments*

The Advisor and Sub-Advisor, as applicable, evaluate the rewards and risks presented by all securities purchased by the Portfolios they manage and how they may advance such Portfolio’s investment objective. It is possible, however, that these evaluations will prove to be inaccurate.

### *Other Types of Investments and Risks*

In addition to each Portfolio's principal investment strategies and risks, and the particular types of securities which each Portfolio may select for investment described above, each Portfolio may make other types of investments and pursue other investment strategies in support of its overall investment goal. Information about some of these investments and strategies and other risks is provided below. More information about these and other supplemental investment strategies and the risks involved are described in the SAI.

*Investments in Other Investment Companies:* To the extent permitted by the Investment Company Act of 1940, as amended (the "1940 Act"), each Portfolio may invest in shares of other registered investment companies, including closed-end funds and ETFs. If a Portfolio invests in shares of another registered investment company, shareholders would bear not only their proportionate share of the Portfolio's expenses, but also management fees and other expenses paid by the other fund. Any investment in a closed-end fund or an ETF generally presents the same primary risks as an investment in a conventional open-end fund that has the same investment objectives, strategies and policies. Additionally, the risks of owning a closed-end fund or an ETF generally reflect the risks of owning the underlying securities that such fund invests in or is designed to track, although the lack of liquidity of an ETF could result in it being more volatile. In addition, ETFs and closed-end funds do not necessarily trade at the NAV of their underlying securities, which means that these funds could potentially trade above or below the value of their underlying portfolios and may result in a loss. Finally, because ETFs and closed-end funds trade like stocks on exchanges, they are subject to trading and commission costs.

The Securities and Exchange Commission ("SEC") has adopted revisions to the rules permitting funds to invest in other investment companies to streamline and enhance the regulatory framework applicable to fund of funds arrangements. While the rule permits more types of fund of fund arrangements without reliance on an exemptive order or no-action letters, it imposes new conditions, including limits on control and voting of acquired funds' shares, evaluations and findings by investment advisers, fund investment agreements, and limits on most three-tier fund structures. Rule 12d1-4 of the 1940 Act went into effect on January 19, 2021. The rescission of the applicable exemptive orders and the withdrawal of the applicable no-action letters was effective on January 19, 2022.

*Securities Lending:* In order to generate additional income, each Portfolio may lend its securities to qualified brokers, dealers, banks and other financial institutions. Such loans are required at all times to be continuously secured by collateral consisting of cash, securities of the U.S. Government or its agencies or letters of credit equal to at least the market value of the loaned securities. The cash collateral received may be invested in short-term investments in accordance with terms approved by the Boards. The value of the securities loaned may not exceed one-third of the value of the total assets of a Portfolio (including the loan collateral). A Portfolio could experience a delay in recovering its securities or a possible loss of income or value if the borrower fails to return the securities when due.

*Derivatives:* The High Yield Municipal Portfolio may, but is not required to, use derivatives for hedging or risk management purposes or as part of its investment strategies. Derivatives are financial contracts whose value depends on, or is derived from, the value of an underlying asset, reference rate or index. The Portfolio may use derivatives to hedge or adjust the risk profile of its investments, to replace more traditional direct investments and to obtain exposure to otherwise inaccessible markets. Derivatives include listed and cleared transactions where a Portfolio's derivative trade counterparty is an exchange or clearinghouse, and non-cleared, bilateral "over-the-counter" transactions that are privately negotiated and where a Portfolio's derivative trade counterparty is a financial institution. Exchange-traded or cleared derivatives transactions tend to be subject to less counterparty credit risk than those that are bilateral and privately negotiated.

The use of derivatives may involve risks that are different from, or possibly greater than, the risks associated with investing directly in securities or other more traditional instruments. These risks include the risk that the value of a derivative instrument may not correlate perfectly, or at all, with the value of the assets, reference rates, or indices that it is designed to track. Other risks include the possible absence of a liquid secondary market for a particular instrument and possible exchange-imposed price fluctuation limits, either of which may make it difficult or impossible to close out an unfavorable position and the risk that the counterparty will not perform its obligations. Certain derivatives may have a leverage component and involve leverage risk. Adverse changes in the value or level of the underlying asset, note or index can result in a loss substantially greater than the Portfolio's investment (in some cases, the potential loss is unlimited).

Rule 18f-4 under the 1940 Act, which was adopted on October 28, 2020 and had a final compliance deadline of August 19, 2022, permits a Portfolio to enter into derivatives transactions (as defined below) and certain other transactions notwithstanding the restrictions on the issuance of senior securities contained in section 18 of the 1940 Act, provided that the Portfolio complies with the conditions of the Rule. Section 18 of the 1940 Act, among other things, prohibits open-end funds, including the Portfolio, from issuing or selling any “senior security,” other than borrowing from a bank (subject to a requirement to maintain 300% “asset coverage”).

Under Rule 18f-4, “Derivatives Transactions” include the following: (1) any swap, security-based swap (including a contract for differences), futures contract, forward contract, option (excluding purchased options), any combination of the foregoing, or any similar instrument, under which a Portfolio is or may be required to make any payment or delivery of cash or other assets during the life of the instrument or at maturity or early termination, whether as margin or settlement payment or otherwise; (2) any short sale borrowing; (3) reverse repurchase agreements and similar financing transactions (e.g., recourse and non-recourse tender option bonds, and borrowed bonds), if a Portfolio elects to treat these transactions as Derivatives Transactions under Rule 18f-4; and (4) when-issued or forward-settling securities (e.g., firm and standby commitments, including to-be-announced (“TBA”) commitments, and dollar rolls) and non-standard settlement cycle securities, unless the Portfolio intends to physically settle the transaction and the transaction will settle within 35 days of its trade date (the “Delayed-Settlement Securities Provision”).

Additionally, prior to the adoption and implementation of Rule 18f-4 under the 1940 Act, to the extent a Portfolio was required to segregate or “set aside” (often referred to as “asset segregation”) liquid assets or otherwise cover open positions with respect to certain derivatives transactions, including swaps, the Portfolio could be required to sell portfolio instruments to meet these asset segregation requirements. There was a possibility that segregation involving a large percentage of the Portfolio’s assets could impede portfolio management or the Portfolio’s ability to meet redemption requests or other current obligations. Rule 18f-4 under the 1940 Act provides for the regulation of the use of derivatives and certain related instruments by registered investment companies. Rule 18f-4 prescribes specific value-at-risk leverage limits for certain derivatives users. In addition, Rule 18f-4 requires certain derivatives users to adopt and implement a derivatives risk management program (including the appointment of a derivatives risk manager and the implementation of certain testing requirements), and prescribes reporting requirements with respect to derivatives. Subject to certain conditions, if a fund qualifies as a “limited derivatives user,” as defined in Rule 18f-4, it is not subject to the full requirements of Rule 18f-4. In connection with the adoption of Rule 18f-4, the SEC rescinded certain of its prior guidance regarding asset segregation and coverage requirements in respect of derivatives transactions and related instruments. With respect to reverse repurchase agreements or other similar financing transactions in particular, Rule 18f-4 permits a fund to enter into such transactions if the fund either (i) complies with the asset coverage requirements of Section 18 of the 1940 Act, and combines the aggregate amount of indebtedness associated with all reverse repurchase agreements or similar financing with the aggregate amount of any other senior securities representing indebtedness when calculating the relevant asset coverage ratio, or (ii) treats all reverse repurchase agreements or similar financing transactions as derivatives transactions for all purposes under Rule 18f-4. Rule 18f-4 could restrict a Portfolio’s ability to engage in certain derivatives transactions and/or increase the costs of such derivatives transactions, which could adversely affect the value or performance of the Portfolio.

*Swaps:* The Portfolio may enter into swaps, including interest rate swaps, consumer price index swaps (“CPI swaps”) and swaps on a credit default index (sometimes referred to as a credit default swap index) (collectively, “swaps”), for hedging purposes or to seek to increase total return. A swap is an agreement that obligates two parties to exchange a series of cash flows at specified intervals (payment dates) based upon or calculated by reference to changes in specified prices or rates (e.g., interest rates in the case of interest rate swaps) for a specified amount of an underlying asset (the “notional” principal amount). Generally, the notional principal amount is used solely to calculate the payment stream, but is not exchanged. Most swaps are entered into on a net basis (i.e., the two payment streams are netted out, with the Portfolio receiving or paying, as the case may be, only the net amount of the two payments). Certain standardized swaps, including certain interest rate swaps and credit default swaps, are subject to mandatory central clearing and are required to be executed through a regulated swap execution facility. Cleared swaps are transacted through futures commission merchants (“FCMs”) that are members of central clearinghouses with the clearinghouse serving as central counterparty, similar to transactions in futures contracts. Portfolios post initial and variation margin to support their obligations under cleared swaps by making payments to their clearing member FCMs. Central clearing is intended to reduce counterparty credit risks and increase liquidity, but central clearing does not make swaps risk free.



The SEC may adopt similar clearing and execution requirements in respect of certain security-based swaps under its jurisdiction. Privately negotiated swap agreements are two-party contracts entered into primarily by institutional investors and are not cleared through a third party, nor are these required to be executed on a regulated swap execution facility. Payments received by the High Yield Municipal Portfolio from swap agreements will result in taxable income, either as ordinary income or capital gains, rather than tax-exempt income, which will increase the amount of taxable distributions received by shareholders. The High Yield Municipal Portfolio's investments in swap transactions may include the following:

- Interest Rate Swaps, Swaptions, Caps and Floors. Interest rate swaps involve the exchange by the Portfolio with another party of payments calculated by reference to specified interest rates (e.g., an exchange of floating-rate payments for fixed-rate payments). Unless there is a counterparty default, the risk of loss to the High Yield Municipal Portfolio from interest rate swap transactions is limited to the net amount of interest payments that the Portfolio is contractually obligated to make. If the counterparty to an interest rate swap transaction defaults, the High Yield Municipal Portfolio's risk of loss consists of the net amount of interest payments that the Portfolio contractually is entitled to receive.

An option on a swap agreement, also called a "swaption", is an option that gives the buyer the right, but not the obligation, to enter into a swap on a future date in exchange for paying a market-based "premium". A receiver swaption gives the owner the right to receive the total return of a specified asset, reference rate, or index. A payer swaption gives the owner the right to pay the total return of a specified asset, reference rate, or index. Swaptions also include options that allow an existing swap to be terminated or extended by one of the counterparties.

The purchase of an interest rate cap entitles the purchaser, to the extent that a specified index exceeds a predetermined interest rate, to receive payments of interest on a contractually-based principal amount from the party selling the interest rate cap. The purchase of an interest rate floor entitles the purchaser, to the extent that a specified index falls below a predetermined interest rate, to receive payments of interest on an agreed principal amount from the party selling the interest rate floor. It may be more difficult for the High Yield Municipal Portfolio to trade or close out interest rate caps and floors in comparison to other types of swaps.

The value of interest rate transactions will fluctuate based on changes in interest rates.

Interest rate swap, swaption, cap or floor transactions may be used in an effort to preserve a return or spread on a particular investment or portion of the High Yield Municipal Portfolio's portfolio or to protect against an increase in the price of securities the Portfolio anticipates purchasing at a later date. Interest rate swaps may also be used to leverage the Portfolio's investments by creating positions that are functionally similar to purchasing a municipal or other fixed-income security but may only require payments to a swap counterparty under certain circumstances and allow the Portfolio to efficiently increase (or decrease) its duration and income.

- Inflation (CPI) Swaps. Inflation swap agreements are contracts in which one party agrees to pay the cumulative percentage increase in a price index (the Consumer Price Index with respect to CPI swaps) over the term of the swap (with some lag on the inflation index), and the other pays a compounded fixed rate. Inflation swap agreements may be used to protect the NAV of the High Yield Municipal Portfolio against an unexpected change in the rate of inflation measured by an inflation index since the value of these agreements may be expected to increase if inflation increases. The Portfolio will enter into inflation swaps on a net basis. The values of inflation swap agreements are expected to change in response to changes in real interest rates. Real interest rates are tied to the relationship between nominal interest rates and the rate of inflation. If nominal interest rates increase at a faster rate than inflation, real interest rates may rise, leading to a decrease in value of an inflation swap agreement.
- Credit Default Swap Agreements. The "buyer" in a credit default swap contract is obligated to pay the "seller" a periodic stream of payments over the term of the contract in return for a contingent payment upon the occurrence of a credit event with respect to an underlying reference obligation. Generally, a credit event means bankruptcy, failure to pay, obligation acceleration or restructuring. A Portfolio may be either the buyer or seller in the transaction. As a seller, a Portfolio receives a fixed rate of income throughout the term of the contract, which typically is between one month and ten years, provided that no credit event occurs. If a credit event occurs, a Portfolio, as seller, typically must pay the contingent payment to the buyer, which will be either (i) the "par value" (face amount) of the reference obligation in which case the Portfolio will receive the reference obligation in return or (ii) an amount equal to the difference between the face amount and the current market value of the reference

obligation. As a buyer, if a credit event occurs, the Portfolio would be the receiver of such contingent payments, either delivering the reference obligation in exchange for the full notional (face) value of a reference obligation that may have little or no value, or receiving a payment equal to the difference between the face amount and the current market value of the obligation. The current market value of the reference obligation is typically determined via an auction process sponsored by the International Swaps and Derivatives Association, Inc. The periodic payments previously received by the Portfolio, coupled with the value of any reference obligation received, may be less than the full amount it pays to the buyer, resulting in a loss to the Portfolio. If the reference obligation is a defaulted security, physical delivery of the security will cause a Portfolio to hold a defaulted security. If a Portfolio is a buyer and no credit event occurs, the Portfolio will lose its periodic stream of payments over the term of the contract. However, if a credit event occurs, the buyer typically receives full notional value for a reference obligation that may have little or no value.

Credit default swaps may involve greater risks than if a Portfolio had invested in the reference obligation directly. Credit default swaps are subject to general market risk and credit risk, and may be illiquid.

Additionally, prior to the adoption and implementation of Rule 18f-4 under the 1940 Act, to the extent the Portfolio was required to segregate or “set aside” (often referred to as “asset segregation”) liquid assets or otherwise cover open positions with respect to certain derivatives transactions, including swaps, the Portfolio could be required to sell portfolio instruments to meet these asset segregation requirements. There was a possibility that segregation involving a large percentage of the Portfolio’s assets could impede portfolio management or the Portfolio’s ability to meet redemption requests or other current obligations. On October 28, 2020, the SEC adopted Rule 18f-4 under the 1940 Act providing for the regulation of the use of derivatives and certain related instruments by registered investment companies. Rule 18f-4 prescribes specific value-at-risk leverage limits for certain derivatives users. In addition, Rule 18f-4 requires certain derivatives users to adopt and implement a derivatives risk management program (including the appointment of a derivatives risk manager and the implementation of certain testing requirements), and prescribes reporting requirements with respect to derivatives. Subject to certain conditions, if a fund qualifies as a “limited derivatives user,” as defined in Rule 18f-4, it is not subject to the full requirements of Rule 18f-4. In connection with the adoption of Rule 18f-4, the SEC rescinded certain of its prior guidance regarding asset segregation and coverage requirements in respect of derivatives transactions and related instruments. With respect to reverse repurchase agreements or other similar financing transactions in particular, Rule 18f-4 permits a fund to enter into such transactions if the fund either (i) complies with the asset coverage requirements of Section 18 of the 1940 Act, and combines the aggregate amount of indebtedness associated with all tender option bonds or similar financing with the aggregate amount of any other senior securities representing indebtedness when calculating the relevant asset coverage ratio, or (ii) treats all tender option bonds or similar financing transactions as derivatives transactions for all purposes under Rule 18f-4. Rule 18f-4 could restrict a Portfolio’s ability to engage in certain derivatives transactions and/or increase the costs of such derivatives transactions, which could adversely affect the value or performance of the Portfolio.

*Cyber Security Risk:* The Portfolios and their service providers may be prone to operational and information security risks resulting from breaches in cyber security. A breach in cyber security refers to both intentional and unintentional events that may cause a Portfolio to lose proprietary information, suffer data corruption, or lose operational capacity. Breaches in cyber security include, among other behaviors, stealing or corrupting data maintained online or digitally, denial of service attacks on websites, the unauthorized release of confidential information or various other forms of cyber-attacks. Cyber security breaches affecting the Portfolios or their advisers, custodian, transfer agent, intermediaries and other third-party service providers may adversely impact the Portfolios. For instance, cyber security breaches may interfere with the processing of shareholder transactions, impact a Portfolio’s ability to calculate its NAV, cause the release of private shareholder information or confidential business information, impede trading, subject a Portfolio to regulatory fines or financial losses and/or cause reputational damage. A Portfolio may also incur additional costs for cyber security risk management purposes. Similar types of cyber security risks are also present for issuer of securities in which a Portfolio may invest, which could result in material adverse consequences for such issuers and may cause a Portfolio’s investment in such companies to lose value.

*COVID-19 Risk:* The continuing spread of an infectious respiratory illness caused by the coronavirus (known as COVID-19) has caused volatility, severe market dislocations and liquidity constraints in many markets and may adversely affect the Portfolios’ investments and operations. The outbreak was first detected in December 2019 and has

subsequently spread globally. The transmission of COVID-19 and efforts to contain its spread have resulted in international and domestic travel restrictions and disruptions, closed international borders, resulted in enhanced health screenings at ports of entry and elsewhere, disruptions of and delays in healthcare service preparation and delivery, quarantines, event and service cancellations or interruptions, disruptions to business operations (including staff reductions), supply chains and consumer activity, as well as general concern and uncertainty that has negatively affected the economic environment. The impact of COVID-19 has negatively affected the worldwide economy, as well as the economies of individual countries, the financial health of individual companies and the market in general in significant and unforeseen ways. On May 5, 2023, the World Health Organization declared the end of the global emergency status for COVID-19, and the United States subsequently ended the federal COVID-19 public health emergency declaration effective May 11, 2023. Although vaccines for COVID-19 are widely available, the full impact of COVID-19 and any current or future variants is currently unknown, and it may exacerbate other risks that apply to the Portfolios, including political, social and economic risks. Any such impact could adversely affect a Portfolio's performance and the performance of the securities in which a Portfolio invests. The impact of these events and other epidemics or pandemics in the future could adversely affect the Portfolios' performance.

*LIBOR Risk:* Many financial instruments may be tied to the London Interbank Offered Rate, or "LIBOR," to determine payment obligations, financing terms, hedging strategies, or investment value. LIBOR is the offered rate for short-term Eurodollar deposits between major international banks. As of June 30, 2023, almost all settings of LIBOR have ceased to be published, except that certain widely used U.S. dollar LIBORs will continue to be published on a temporary, synthetic and non-representative basis through at least September 30, 2024. In some instances, regulators have restricted new use of LIBORs prior to the date when synthetic LIBORs will cease to be published. The Secured Overnight Financing Rate ("SOFR"), which has been used increasingly on a voluntary basis in new instruments and transactions, is a broad measure of the cost of borrowing cash overnight collateralized by U.S. Treasury securities in the repurchase agreement market. On December 16, 2022, the Federal Reserve Board adopted regulations implementing the Adjustable Interest Rate Act, which provides a statutory fallback mechanism to replace LIBOR, by identifying benchmark rates based on SOFR that will replace LIBOR in certain financial contracts after June 30, 2023. These regulations apply only to contracts governed by U.S. law, among other limitations. The regulations include provisions that (i) provide a safe harbor for selection or use of a replacement benchmark rate selected by the Federal Reserve Board; (ii) clarify who may choose the replacement benchmark rate selected by the Federal Reserve Board; and (iii) ensure that contracts adopting a replacement benchmark rate selected by the Federal Reserve Board will not be interrupted or terminated following the replacement of LIBOR. Uncertainty related to the liquidity impact of the change in rates, and how to appropriately adjust these rates at the time of transition, poses risks for the Portfolios. The transition away from LIBOR could have a significant impact on the financial markets in general and may also present heightened risk to market participants, including public companies, investment advisers, investment companies, and broker-dealers. The risks associated with this discontinuation and transition will be exacerbated if the work necessary to effect an orderly transition to an alternative reference rate is not completed in a timely manner. For example, current information technology systems may be unable to accommodate new instruments and rates with features that differ from LIBOR. Accordingly, it is difficult to predict the full impact of the transition away from LIBOR on the Portfolios until new reference rates and fallbacks for both legacy and new instruments and contracts are commercially accepted and market practices become settled.

*Large Shareholder Risk:* From time to time, shareholders of a Portfolio (which may include institutional investors or financial intermediaries acting on behalf of their clients) may make relatively large redemptions or purchases of the Portfolio's shares. These transactions may, among other things, cause the Portfolio to sell securities or invest additional cash, as the case may be, at disadvantageous prices. While the Funds maintain credit facilities with State Street Bank and Trust Company that can be used to help limit the disruption from redemptions, there could be adverse effects on the Portfolio's performance to the extent that the Portfolio may be required to sell securities or invest cash at times it would not otherwise do so. Selling portfolio securities to meet a large redemption request also may increase transaction costs or have adverse tax consequences for Portfolio shareholders. In addition, a large redemption could result in the Portfolio's current expenses being allocated over a smaller asset base, leading to an increase in the Portfolio's expense ratio.



## *Portfolio Holdings*

The Advisor may publicly disclose information concerning the securities held by each Portfolio in accordance with regulatory requirements, such as periodic portfolio disclosure in filings with the SEC. In addition, the Advisor may post each Portfolio's month-end, top-ten portfolio holdings no earlier than ten calendar days after the end of each month, and/or the complete quarter-end portfolio holdings no earlier than ten calendar days after the end of each calendar quarter, on its website, [www.glenmedeim.com](http://www.glenmedeim.com). This information will generally remain available on the website at least until the Funds file with the SEC their annual/semi-annual shareholder report that includes such period or its report on Form N-PORT for the last month of the Funds' first or third fiscal quarters. The Funds may terminate or modify this policy at any time without further notice to shareholders.

A further description of the Funds' policies and procedures with respect to the disclosure of portfolio holdings is available in the SAI.

## **PRICE OF PORTFOLIO SHARES**

The price of shares issued by each Portfolio is based on its NAV. Each Portfolio's NAV per share is determined as of the close of regular trading hours of the New York Stock Exchange (the "NYSE"), currently 4:00 p.m. (Eastern Time), on each day that the NYSE is open for business. The time at which shares are priced may be changed in case of an emergency or if regular trading on the NYSE is stopped at a time other than 4:00 p.m. (Eastern Time). In addition, the Boards have approved that the Portfolios may determine to price their shares on weekdays that the NYSE is temporarily closed due to emergency circumstances.

Marketable fixed-income securities generally are priced at market value and debt securities with maturities of 60 days or less at the time of purchase generally are valued at "amortized cost" which approximates market value. When market quotations are not readily available or when events occur that make established valuation methods unreliable, each Portfolio's investments are valued at fair value as determined in good faith using methods determined by the particular Board. The Board has designated the Advisor to serve as the valuation designee (the "Valuation Designee") with respect to the Portfolios' securities for which valuations are not readily available. The Valuation Designee works with State Street Bank and Trust Company, the Funds' custodian, with input from the Sub-Advisor with respect only to the High Yield Municipal Portfolio, to regularly test the accuracy of the fair value prices by comparing them with values that are available from other sources. At each regularly scheduled Board meeting, a report by the Valuation Designee is submitted describing any security that has been fair valued and the basis for the fair value determination.

The following are examples of situations that may constitute significant events that could render a market quotation for a specific security "not readily available" and require fair valuation of such security: (i) the security's trading has been halted or suspended; (ii) the security has been de-listed from a national exchange; (iii) the security's primary trading market is temporarily closed at a time when under normal conditions it would be open; (iv) the security has not been traded for an extended period of time; (v) the security's authorized pricing sources are not able or willing to provide a price; (vi) an independent price quote from two or more broker-dealers is not available; (vii) trading of the security is subject to local government-imposed restrictions; (viii) foreign security has reached a pre-determined range of trading set by a foreign exchange ("limit up" or "limit down" price), and no trading has taken place at the limit up price or limit down price; (ix) natural disasters, armed conflicts, and significant government actions; (x) significant events that relate to a single issuer or to an entire market sector, such as significant fluctuations in domestic or foreign markets or between the current and previous days' closing levels of one or more benchmark indices approved by the Board; (xi) the security's sales have been infrequent or a "thin" market in the security exists; and/or (xii) with regard to over-the-counter securities, the validity of quotations from broker-dealers appears questionable or the number of quotations indicates that there is a "thin" market in the security.

The frequency with which a Portfolio's investments are valued using fair value pricing is primarily a function of the types of securities and other assets in which the Portfolio invests pursuant to its investment objective, strategies and limitations. Investments in other registered mutual funds, if any, are valued based on the NAV of those mutual funds (which may use fair value pricing as discussed in their prospectuses).

Valuing a Portfolio's investments using fair value pricing will result in using prices for those investments that may differ from current market prices. Accordingly, fair value pricing could result in a difference between the prices used to calculate a Portfolio's NAV and the prices used by other investment companies, investors and the Portfolio's benchmark index to price the same investments.

## **ADDITIONAL INFORMATION ON THE PURCHASE AND REDEMPTION OF SHARES**

Each Portfolio may appoint one or more intermediaries as its agent to receive purchase and redemption orders of shares of the Portfolios and cause these orders to be transmitted, on an aggregated basis, to the Portfolios' transfer agent. Orders placed through these intermediaries will be deemed to have been received and accepted by the Portfolio when the intermediary accepts the order. Therefore, the purchase or redemption order will reflect the NAV per share next determined after receipt of the order by the intermediary, if the intermediary successfully transmits the order to the Portfolio's transfer agent by the next business morning.

### **Purchase of Shares**

Shares of each Portfolio are sold without a sales commission on a continuous basis to Glenmede Trust acting on behalf of its clients or the clients of its Affiliates ("Clients") and to certain approved employee benefit plans and institutions, including brokers acting on behalf of their clients ("Institutions"), at the NAV per share next determined after receipt, in proper order, of the purchase order by the Funds' transfer agent. We consider orders to be in "proper order" when all required documents are properly completed, signed and received. Beneficial ownership of shares will be reflected on books maintained by Glenmede Trust or the Institutions. If you wish to purchase shares in a Portfolio, you should contact Glenmede Trust by telephone or facsimile or contact your Institution.

Each Portfolio reserves the right, in its sole discretion, to reject any purchase order, when in the judgment of management, such rejection is in the best interests of the Portfolio and its shareholders.

Your Institution may charge you for purchasing or selling shares of a Portfolio. There is no transaction charge for shares purchased directly from a Portfolio through Glenmede Trust.

Shares may also be available on brokerage platforms of firms that have agreements with the Fund's distributor to offer such shares solely when acting as an agent for the investor. An investor transacting in shares in these programs may be required to pay a commission and/or other forms of compensation to the broker.

Purchases of a Portfolio's shares will be made in full and fractional shares of the Portfolio calculated to three decimal places. In the interest of economy and convenience, certificates for shares will not be issued except upon your written request. Certificates for fractional shares, however, will not be issued.

The Funds reserve the right, in their sole discretion, to suspend the offering of shares of a Portfolio or to reject purchase orders when, in the judgment of the Advisor, such suspension or rejection is in the best interests of a Portfolio. Subject to the Boards' discretion, the Advisor will monitor each Portfolio's total assets and may decide to close any of the Portfolios at any time to new investments or to new accounts due to concerns that a significant increase in the size of a Portfolio may adversely affect the implementation of the Portfolio's investment strategy. Subject to the Boards' discretion, once closed, the Advisor may also choose to reopen a Portfolio to new investments at any time, and may subsequently close such Portfolio again should concerns regarding the Portfolio's size recur. If a Portfolio closes to new investments, generally that Portfolio would be offered only to certain existing shareholders of the Portfolio and certain other persons, who may be generally subject to cumulative, maximum purchase amounts. The Funds, however, reserve the right to reopen a closed Portfolio to new investments from time to time at their discretion.

### **Redemption of Shares**

You may redeem shares of each Portfolio at any time, without cost, at the NAV per share next determined after the Funds' transfer agent receives your redemption order. Generally, a properly signed written order is all that is required. If you wish to redeem your shares, you should contact Glenmede Trust by telephone or facsimile or contact your Institution.

You will typically be paid your redemption proceeds within one business day after the Funds' transfer agent receives your redemption order in proper form; however, payment of redemption proceeds may take up to seven days. The Funds may suspend the right of redemption or postpone the date of payment under any emergency circumstances as determined by the SEC.

Redemption proceeds are typically paid in cash from the proceeds of the sale of portfolio securities. The Funds also maintain credit facilities that serve as additional sources of liquidity for meeting redemption requests. The Funds also have the right to limit each shareholder to cash redemptions of \$250,000 or 1% of such Portfolio's NAV, whichever is less, within a 90-day period or, subject to the approval of the Board, in other circumstances identified by the Advisor. Any additional redemption proceeds would be made in readily marketable securities ("in-kind redemptions"). In-kind Redemptions may be in the form of pro-rata slices of a Portfolio's portfolio, individual securities or a representative basket of securities in conformity with applicable rules of the SEC and the Funds' Policy and Procedures Related to the Processing of In-Kind Redemptions. A shareholder will be exposed to market risk until the readily marketable securities are converted to cash, generally will incur brokerage charges on the sale of portfolio securities so received in the payment of redemptions and may incur other transaction expenses in converting these securities to cash. These redemption methods are used regularly and may also be used in stressed market conditions.

### **Frequent Purchases and Redemptions of Portfolio Shares**

Mutual fund market timing involves the frequent purchase and redemption of shares of mutual funds within short periods of time with the intention of capturing short-term profits resulting from market volatility. Market timing may disrupt portfolio management strategies; harm the performance of a Portfolio; dilute the value of Portfolio shares held by long-term shareholders; increase brokerage and administrative costs; and for a Portfolio that invests to a significant extent in foreign securities, foster time-zone arbitrage.

The Funds do not knowingly accommodate frequent purchases and redemptions of Portfolio shares by shareholders. Pursuant to a policy adopted by each Board to discourage market timing of each Portfolio's shares, each Fund has established the following procedures designed to discourage market timing of the Portfolios. Each Fund will enforce its policies and procedures to discourage market timing of each Portfolio's shares equitably on all shareholders. There is no guarantee that the Funds will be able to identify individual shareholders who may be market timing the Portfolios or curtail their trading activity in every instance, particularly if they are investing through financial intermediaries.

Shares of the Portfolios may be sold through omnibus account arrangements with financial intermediaries. Omnibus account information generally does not identify the underlying investors' trading activity on an individual basis. In an effort to identify and deter market timing in omnibus accounts, Glenmede Trust and the Advisor periodically review trading activity at the omnibus level and will seek to obtain underlying account trading activity information from the financial intermediaries when, in their judgment, the trading activity suggests possible market timing. Requested information relating to trading activity will be reviewed to identify accounts that may be engaged in excessive trading based on criteria established by Glenmede Trust or the Advisor, as applicable. If this information shows that an investor's trading activity suggests market timing, Glenmede Trust or the Advisor, as applicable, will contact the financial intermediary and follow its procedures, including but not limited to, warnings, restricting the account from further trading and/or closing the account. Financial intermediaries may also monitor their customers' trading activities in the Portfolios using criteria that may differ from the criteria established by Glenmede Trust and the Advisor and there is no assurance that the procedures used by the financial intermediaries will be able to curtail excessive trading. If a third-party financial intermediary does not provide underlying account trading activity information upon request, Glenmede Trust or the Advisor, as applicable, will determine what action to take, including terminating the relationship with the financial intermediary.

### **DIVIDENDS AND DISTRIBUTIONS**

The Portfolios normally distribute substantially all of their net investment income to shareholders monthly.

The Portfolios normally distribute any realized net capital gains at least once a year.

Dividends and capital gains distributions are paid in cash or reinvested in additional shares at the option of the shareholder.

## ADDITIONAL INFORMATION ABOUT TAXES

The following is a summary of certain United States tax considerations relevant under current law, which may be subject to change in the future. Except where otherwise indicated, the discussion relates to investors who are individual United States citizens or residents. You should consult your tax adviser for further information regarding Federal, state, local and/or foreign tax consequences relevant to your specific situation. Additional information about taxes is contained in the SAI.

### Distributions

Each Portfolio contemplates distributing as dividends each year all or substantially all of its taxable income, including its net capital gain (the excess of net long-term capital gain over net short-term capital loss), if any. Except as discussed below, you will be subject to Federal income tax on Portfolio distributions regardless of whether they are paid in cash or reinvested in additional shares. Portfolio distributions attributable to short-term capital gains and net investment income will generally be taxable to you as ordinary income.

Distributions attributable to the net capital gain of a Portfolio will be taxable to you as long-term capital gain, no matter how long you have owned your Portfolio shares. The maximum long-term capital gain rate applicable to individuals, estates, and trusts is currently 23.8% (which includes a 3.8% Medicare tax). You will be notified annually of the tax status of distributions to you.

Distributions from a Portfolio will generally be taxable to you in the taxable year in which they are paid, with one exception. Distributions declared by a Portfolio in October, November or December and paid in January of the following year are taxed as though they were paid on December 31.

*High Yield Municipal and Muni Intermediate Portfolios (“Tax-Exempt Portfolio(s)”) and Short Term Tax Aware Fixed Income Portfolio.* Each Tax-Exempt Portfolio anticipates that substantially all of its income distributions will be “exempt-interest dividends,” which are exempt from Federal income taxes. However, some distributions may be taxable, such as distributions that are derived from accretion of market discounts, occasional taxable investments and distributions of short and long-term capital gains.

Interest on indebtedness you incur to purchase or carry shares of each Tax-Exempt Portfolio, and a portion of any interest on indebtedness you incur to purchase or carry shares of the Short Term Tax Aware Fixed Income Portfolio, generally will not be deductible for Federal income tax purposes.

You should note that a portion of the exempt-interest dividends paid by the Tax-Exempt Portfolios and the Short Term Tax Aware Fixed Income Portfolio may constitute a tax-preference item for purposes of determining Federal alternative minimum tax liability for non-corporate investors in the Portfolios. Exempt-interest dividends will also be considered along with other adjusted gross income in determining whether any Social Security or railroad retirement payments received by you are subject to Federal income taxes.

The Short Term Tax Aware Fixed Income Portfolio anticipates that a significant portion of its income distributions will be exempt-interest dividends. For the Portfolio to pay such exempt-interest dividends for any taxable year, however, at least 50% of the aggregate value of the Portfolio’s assets at the close of each quarter of the Portfolio’s taxable year must consist of exempt-interest obligations.

*Other Information.* If you purchase shares of the Core Fixed Income Portfolio just before a distribution, or the Muni Intermediate Portfolio, High Yield Municipal Portfolio or Short Term Tax Aware Fixed Income Portfolio just before a distribution of long-term or short-term capital gains, the purchase price will reflect the amount of the upcoming distribution, but you will be taxed on the entire amount of the distribution received, even though, as an economic matter, the distribution simply constitutes a return of capital. This adverse tax result is known as “buying into a dividend.”

### Sales and Redemptions

You will generally recognize taxable gain or loss for Federal income tax purposes on a sale or redemption of your shares, based on the difference between your tax basis in the shares and the amount you receive for them. Generally, you will recognize long-term capital gain or loss if you have held your Portfolio shares for over 12 months at the time you dispose of them.

Certain special tax rules may apply to losses realized in some cases. Any loss realized on shares held for six months or less will be treated as a long-term capital loss to the extent of any capital gain dividends that were received on the shares. If you receive an exempt-interest dividend with respect to any share of the High Yield Municipal Portfolio, Muni Intermediate Portfolio or Short Term Tax Aware Fixed Income Portfolio and the share is held by you for six months or less, any loss on the sale of the share will be disallowed to the extent of that dividend amount. Additionally, any loss realized on a disposition of shares of a Portfolio may be disallowed under “wash sale” rules to the extent the shares disposed of are replaced with other shares of the same Portfolio within a period of 61 days beginning 30 days before and ending 30 days after the shares are disposed of, such as pursuant to a dividend reinvestment in shares of a Portfolio. If disallowed, the loss will be reflected in an upward adjustment to the basis of the shares acquired.

For shares acquired on or after January 1, 2012, the Portfolios (or relevant broker or financial advisor) are required to compute and report to the IRS and furnish to Portfolio shareholders cost basis information when such shares are sold. The Portfolios have elected to use the average cost method, unless you instruct the Portfolios to use a different IRS-accepted cost basis method or you choose to specifically identify your shares at the time of each sale. If your account is held by your broker or other financial advisor, they may select a different cost basis method. In these cases, please contact your broker or other financial advisor to obtain information with respect to the available methods and elections for your account. You should carefully review the cost basis information provided by the Portfolios and make any additional basis, holding period or other adjustments that are required when reporting these amounts on your Federal and state income tax returns. Portfolio shareholders should consult with their tax advisors to determine the best IRS-accepted cost basis method for their tax situation and to obtain more information about how the cost basis reporting requirements apply to them.

### **IRAs and Other Tax-Qualified Plans**

The one major exception to the preceding tax principles is that distributions on, and sales and redemptions of, shares held in an IRA (or other tax-qualified plan) will not be currently taxable unless it borrowed to acquire the shares.

### **Backup Withholding**

Each Portfolio may be required in certain cases to withhold and remit to the IRS a percentage of taxable dividends or gross proceeds realized upon sale payable to shareholders who have failed to provide a correct tax identification number in the manner required, who are subject to withholding by the IRS for failure to properly include on their return payments of taxable interest or dividends, or who have failed to certify to the Portfolio that they are not subject to backup withholding when required to do so or that they are “exempt recipients.” The current backup withholding rate is 24%.

### **U.S. Tax Treatment of Foreign Shareholders**

Generally, nonresident aliens, foreign corporations and other foreign investors are subject to 30% withholding tax on dividends paid by a U.S. corporation, although the rate may be reduced for an investor that is a qualified resident of a foreign country with an applicable tax treaty with the United States. In the case of regulated investment companies such as the Portfolios, however, certain categories of dividends are exempt from the 30% withholding tax. These generally include dividends attributable to the Portfolios’ net capital gains (the excess of net long-term capital gains over net short-term capital losses), dividends attributable to the Portfolios’ interest income from U.S. obligors and dividends attributable to net short-term capital gains of the Portfolios.

Foreign shareholders will generally not be subject to U.S. tax on gains realized on the sale or redemption of shares in the Portfolios, except that a nonresident alien individual who is present in the United States for 183 days or more in a calendar year will be taxable on such gains and on capital gain dividends from the Portfolios.

In contrast, if a foreign investor conducts a trade or business in the United States and the investment in a Portfolio is effectively connected with that trade or business, then the foreign investor’s income from the Portfolio will generally be subject to U.S. Federal income tax at graduated rates in a manner similar to the income of a U.S. citizen or resident.

The Portfolios will also generally be required to withhold 30% tax on certain payments to foreign entities that do not provide a Form W-8BEN-E that evidences their compliance with, or exemption from, specified information reporting requirements under the Foreign Account Tax Compliance Act.



All foreign investors should consult their own tax advisors regarding the tax consequences in their country of residence of an investment in a Portfolio.

### **State and Local Taxes**

You may also be subject to state and local taxes on distributions, sales and redemptions. State income taxes may not apply, however, to the portions of a Portfolio's distributions, if any, that are attributable to interest on U.S. Government securities or interest on securities of the particular state or localities within the state in which you live. You should consult your tax adviser regarding the tax status of distributions in your state and locality.

## **ADDITIONAL INFORMATION ABOUT MANAGEMENT OF THE PORTFOLIOS**

### **Investment Advisor**

Glenmede Investment Management LP, with principal offices at One Liberty Place, 1650 Market Street, Suite 1200, Philadelphia, Pennsylvania 19103, serves as investment advisor to the Portfolios. The Advisor, a limited partnership, is wholly-owned by Glenmede Trust. As of December 31, 2023, the Advisor oversaw approximately \$12 billion in assets.

AllianceBernstein serves as the sub-advisor to the High Yield Municipal Portfolio. AllianceBernstein has its principal place of business at 501 Commerce Street, Nashville, TN 37203. AllianceBernstein was formed as a master limited partnership organized under the laws of the State of Delaware and is registered as an investment advisor under the Investment Advisers Act of 1940, as amended. AllianceBernstein is a publicly-traded limited partnership and its majority owner is Equitable Holdings, Inc. ("EQH"), a leading financial services company consisting of two principal franchises: Equitable Life and AllianceBernstein. EQH has held majority ownership in AllianceBernstein for more than 30 years, and as of , September 30, 2023 , it held an approximately 60.3% economic ownership stake. As of December 31, 2023, AllianceBernstein had approximately \$725 billion in assets under management.

Under Investment Advisory Agreements with the Funds, the Advisor, subject to the control and supervision of the particular Board and in conformance with the stated investment objective and policies of each Portfolio, manages the investment and reinvestment of the assets of each Portfolio. It is the responsibility of the Advisor to make investment decisions for each Portfolio (except with respect to the High Yield Municipal Portfolio, for which the Sub-Advisor makes investment decisions as described below) and to place each Portfolio's purchase and sale orders.

Under a Sub-Investment Advisory Agreement with the Advisor and the Glenmede Fund, the Sub-Advisor, subject to the control and supervision of the Advisor and the Glenmede Fund Board, and in conformance with the stated investment objective and policies of the High Yield Municipal Portfolio, determines in its discretion the investment decisions for the High Yield Municipal Portfolio and the securities to be purchased or sold, and provides the Advisor and the Board with records and regular reports concerning the discharge of its responsibilities. The Advisor reviews, supervises and administers the investment program of the High Yield Municipal Portfolio, and monitors the services performed by the Sub-Advisor. The Advisor pays the Sub-Advisor a fee for its sub-investment advisory services to the High Yield Municipal Portfolio.

The High Yield Municipal Portfolio pays a management fee to the Advisor for its investment advisory services, calculated daily and paid monthly, at the annual rate of 0.57% of the High Yield Municipal Portfolio's average daily net assets. Prior to the engagement of AllianceBernstein as Sub-Advisor on May 9, 2022, the annual advisory fee rate was 0.65% of the Portfolio's average daily net assets. Through February 28, 2023 the Advisor agreed to waive its fees and/or reimburse expenses to the extent that the High Yield Municipal Portfolio's annual total operating expenses exceed 1.00% of the High Yield Municipal Portfolio's average daily net assets (excluding Acquired Fund fees and expenses, brokerage commissions, extraordinary items, interest and taxes). Because the fees and expenses of the High Yield Municipal Portfolio before waivers no longer exceed 1.00%, the Advisor allowed the waiver agreement to expire by its terms on February 28, 2023.

The Advisor does not receive any fees from the Muni Intermediate Portfolio for its investment advisory services. For the fiscal year ended October 31, 2023, the Core Fixed Income Portfolio paid a management fee to the Advisor for its investment advisory services, calculated daily and payable monthly at an annual rate of 0.35% of the Portfolio's average daily net assets.



The Short Term Tax Aware Fixed Income Portfolio pays a management fee to the Advisor for its investment advisory services, calculated daily and paid monthly, at the annual rate of 0.35% of the Portfolio's average daily net assets. The Advisor has agreed to waive its fees and/or reimburse expenses to the extent that the Short Term Tax Aware Fixed Income Portfolio's annual total operating expenses exceed 0.55% of the Short Term Tax Aware Fixed Income Portfolio's average daily net assets (excluding Acquired Fund fees and expenses, brokerage commissions, extraordinary items, interest and taxes). The Advisor has contractually agreed to these waivers and/or reimbursements until at least February 28, 2025. Shareholders will be notified if these waivers and/or reimbursements are discontinued after that date.

Shareholders in the Portfolios who are clients of Glenmede Trust, or its Affiliates, pay fees which vary, depending on the capacity in which Glenmede Trust or its Affiliate provides fiduciary and investment services to the particular Client (e.g., personal trust, estate settlement, advisory and custodian services) ("Client Fees"). Glenmede Trust and its Affiliates currently intend to exclude the portion of their Clients' assets invested in the Core Fixed Income, High Yield Municipal and Short Term Tax Aware Fixed Income Portfolios when calculating Client Fees. Shareholders in the Portfolios who are customers of other Institutions may pay fees to those Institutions.

A discussion regarding the Boards' basis for renewing the Investment Advisory Agreements is available in the Funds' annual report to shareholders for the fiscal year ended October 31, 2023.

The Advisor and/or Glenmede Trust may pay additional compensation from time to time, out of their assets, and not as an additional charge to the Portfolios, to selected Institutions that provide services to the Institution's customers who are beneficial owners of the Portfolios and other persons in connection with servicing and/or sales of Portfolio shares and other accounts managed by the Advisor or Glenmede Trust.

Stephen J. Mahoney, Portfolio Manager of the Advisor, and Robert M. Daly, Director of Fixed Income of the Advisor, are primarily responsible for the management of the Core Fixed Income Portfolio. Mr. Mahoney has been responsible for the management of the Core Fixed Income Portfolio since January 1999. Mr. Daly has been responsible for the management of the Core Fixed Income Portfolio since February 2021. Mr. Mahoney has been employed by the Advisor and its predecessors as a portfolio manager since January 1999. Prior to his employment with Glenmede Trust in 1999, Mr. Mahoney had been a portfolio manager at 1838 Investment Advisors from 1997 to 1999, and a portfolio manager and senior fixed income trader at The Vanguard Group from 1995 to 1997. Mr. Daly has been employed by the Advisor and Glenmede Trust as the Director of Fixed Income since September 2018. Prior to that time, Mr. Daly served as a senior portfolio manager for U.S. and global fixed income strategies at BlackRock Financial Management, Inc.

Mr. Daly, J. Douglas Wilson, and Mr. Joyce, Portfolio Managers of the Advisor, are primarily responsible for the management of the Muni Intermediate Portfolio and the Short Term Tax Aware Fixed Income Portfolio. Messrs. Daly and Wilson have been responsible for the management of the Muni Intermediate Portfolio and the Short Term Tax Aware Fixed Income Portfolio since March 2020. Mr. Joyce has managed the Portfolio since February 2023.

Mr. Daly has been employed by the Advisor and Glenmede Trust as the Director of Fixed Income since September 2018. Prior to that time, Mr. Daly served as a senior portfolio manager for U.S. and global fixed income strategies at BlackRock Financial Management, Inc. Mr. Wilson has been employed by the Advisor since September 2011. Prior to that time, Mr. Wilson served as a bond trader for AllianceBernstein Holding L.P. Mr. Joyce has been employed by the Advisor since June 2014. Prior to that time, Mr. Joyce served as a bond trader at WNJ Capital.

Matthew J. Norton, Senior Vice President and Chief Investment Officer — Municipal Bonds of the Sub-Advisor and Andrew D. Potter, CFA, Vice President and Portfolio Manager of the Sub-Advisor manage the High Yield Municipal Portfolio. Messrs. Norton and Potter have been responsible for the management of the High Yield Municipal Portfolio since May 2022. Mr. Norton has been employed by the Sub-Advisor since 2016. Mr. Potter has been employed by the Sub-Advisor since 2018.

The SAI provides additional information about the portfolio managers' compensation, other accounts they manage and their ownership of shares of the Portfolios they manage.

## **GENERAL INFORMATION**

If you have any questions regarding the Portfolios, contact the Funds at the address or telephone number stated on the back cover page.

## FINANCIAL HIGHLIGHTS

The financial highlights table is intended to help you understand each Portfolio's financial performance for the past 5 years or since inception for those Portfolios that have been operational for shorter periods of time. Certain information reflects financial results for a single share of a Portfolio. The total returns in the table represent the rate that an investor would have earned or lost on an investment in a given Portfolio (assuming reinvestment of all dividends and distributions). This information has been audited by PricewaterhouseCoopers LLP, whose reports, along with each Portfolio's financial statements, are included in the Annual Report, which is available upon request.

### Core Fixed Income Portfolio (For a share outstanding throughout each year)

	For the Year Ended October 31,				
	2023 <sup>1</sup>	2022 <sup>1</sup>	2021 <sup>1</sup>	2020 <sup>1</sup>	2019 <sup>1</sup>
Net asset value, beginning of year . . . . .	\$ 9.16	\$ 11.11	\$ 11.71	\$ 11.31	\$ 10.49
<i>Income from investment operations:</i>					
Net investment income . . . . .	0.23	0.18	0.14	0.21	0.25
Net realized and unrealized gain (loss) on investments . . . . .	(0.30)	(1.92)	(0.36)	0.44	0.83
Total from investment operations . . . . .	(0.07)	(1.74)	(0.22)	0.65	1.08
<i>Distributions to shareholders from:</i>					
Net investment income . . . . .	(0.24)	(0.21)	(0.20)	(0.25)	(0.26)
Net realized capital gains . . . . .	—	(0.00) <sup>2</sup>	(0.18)	—	—
Total distributions . . . . .	(0.24)	(0.21)	(0.38)	(0.25)	(0.26)
Net asset value, end of year . . . . .	\$ 8.85	\$ 9.16	\$ 11.11	\$ 11.71	\$ 11.31
Total return . . . . .	(0.90)%	(15.80)%	(1.91)%	5.82%	10.46%
<i>Ratios to average net assets</i>					
Net assets, at end of year (in 000s) . . . . .	\$365,032	\$319,773	\$424,512	\$436,975	\$505,603
Ratio of operating expenses to average net assets . . . . .	0.55%	0.54%	0.54%	0.54%	0.53%
Ratio of net investment income to average net assets . . . . .	2.50%	1.72%	1.27%	1.78%	2.30%
Portfolio turnover rate . . . . .	13%	28%	24%	52%	36%

<sup>1</sup> Per share net investment income (loss) has been calculated using the average shares outstanding during the period.

<sup>2</sup> Amount rounds to less than \$0.01 per share.

**Muni Intermediate Portfolio**  
(For a share outstanding throughout each year)

	For the Year Ended October 31,				
	2023 <sup>1</sup>	2022 <sup>1</sup>	2021 <sup>1</sup>	2020 <sup>1</sup>	2019 <sup>1</sup>
Net asset value, beginning of year . . . . .	\$ 10.13	\$ 11.19	\$ 11.41	\$ 11.25	\$ 10.73
<i>Income from investment operations:</i>					
Net investment income . . . . .	0.24	0.16	0.16	0.20	0.22
Net realized and unrealized gain (loss) on investments . . . . .	(0.03)	(0.99)	(0.09)	0.21	0.52
Total from investment operations . . . . .	<u>0.21</u>	<u>(0.83)</u>	<u>0.07</u>	<u>0.41</u>	<u>0.74</u>
<i>Distributions to shareholders from:</i>					
Net investment income . . . . .	(0.23)	(0.16)	(0.17)	(0.21)	(0.22)
Net realized capital gains . . . . .	—	(0.07)	(0.12)	(0.04)	—
Total distributions . . . . .	<u>(0.23)</u>	<u>(0.23)</u>	<u>(0.29)</u>	<u>(0.25)</u>	<u>(0.22)</u>
Net asset value, end of year . . . . .	\$ 10.11	\$ 10.13	\$ 11.19	\$ 11.41	\$ 11.25
Total return . . . . .	<u>2.02%</u>	<u>(7.51)%</u>	<u>0.60%</u>	<u>3.64%</u>	<u>6.90%</u>
<i>Ratios to average net assets/Supplemental data:</i>					
Net assets, at end of year (in 000s) . . . . .	\$311,153	\$221,907	\$336,064	\$321,939	\$311,319
Ratio of operating expenses to average net assets . . . . .	0.25%	0.25%	0.24%	0.25%	0.24%
Ratio of net investment income to average net assets . . . . .	2.29%	1.52%	1.45%	1.80%	1.94%
Portfolio turnover rate . . . . .	47%	61%	31%	35%	34%

<sup>1</sup> Per share net investment income (loss) has been calculated using the average shares outstanding during the period.

**Short Term Tax Aware Fixed Income Portfolio**  
**(For a share outstanding throughout each year)**

	<u>2023<sup>1</sup></u>	<u>2022<sup>1</sup></u>	<u>2021<sup>1</sup></u>	<u>2020<sup>1</sup></u>	<u>2019<sup>1</sup></u>
Net asset value, beginning of year . . . . .	\$ 9.67	\$ 10.09	\$ 10.16	\$ 10.07	\$ 9.90
<i>Income from investment operations:</i>					
Net investment income . . . . .	0.16	0.08	0.08	0.11	0.13
Net realized and unrealized gain (loss) on investments . . . . .	<u>0.07</u>	<u>(0.42)</u>	<u>(0.06)</u>	<u>0.09</u>	<u>0.17</u>
Total from investment operations . . . . .	<u>0.23</u>	<u>(0.34)</u>	<u>0.02</u>	<u>0.20</u>	<u>0.30</u>
<i>Distributions to shareholders from:</i>					
Net investment income . . . . .	<u>(0.16)</u>	<u>(0.08)</u>	<u>(0.09)</u>	<u>(0.11)</u>	<u>(0.13)</u>
Total distributions . . . . .	<u>(0.16)</u>	<u>(0.08)</u>	<u>(0.09)</u>	<u>(0.11)</u>	<u>(0.13)</u>
Net asset value, end of year . . . . .	<u>\$ 9.74</u>	<u>\$ 9.67</u>	<u>\$ 10.09</u>	<u>\$ 10.16</u>	<u>\$ 10.07</u>
Total return <sup>2</sup> . . . . .	<u>2.41%</u>	<u>(3.40)%</u>	<u>0.15%</u>	<u>1.96%</u>	<u>3.03%</u>
<i>Ratios to average net assets/Supplemental data:</i>					
Net assets, at end of year (in 000s) . . . . .	\$36,896	\$ 56,963	\$ 56,284	\$ 53,525	\$50,939
Ratio of operating expenses before waiver/reimbursement to average net assets . . . . .	0.69%	0.62%	0.64% <sup>3</sup>	0.63% <sup>3</sup>	0.66% <sup>3</sup>
Ratio of operating expenses after waiver/reimbursement to average net assets . . . . .	0.55% <sup>4</sup>	0.55% <sup>4</sup>	0.55% <sup>3,4</sup>	0.55% <sup>3</sup>	0.55% <sup>3</sup>
Ratio of net investment income to average net assets . . . . .	1.68%	0.84%	0.77%	1.08%	1.33%
Portfolio turnover rate . . . . .	45%	56%	25%	59%	25%

<sup>1</sup> Per share net investment income (loss) has been calculated using the average shares outstanding during the period.

<sup>2</sup> The Total Return reflects fee waivers and/or expense reimbursements in effect and would have been lower in their absence.

<sup>3</sup> This ratio does not include the expenses for any exchange-traded funds and registered investment companies held in the Portfolio.

<sup>4</sup> The ratio of operating expenses after waiver/reimbursement excluding interest expense was 0.55%, 0.55% and 0.55% for the years ended October 31, 2023, 2022 and 2021, respectively.

**High Yield Municipal Portfolio**  
(For a share outstanding throughout each year)

	<u>2023<sup>1</sup></u>	<u>2022<sup>1</sup></u>	<u>2021<sup>1</sup></u>	<u>2020<sup>1</sup></u>	<u>2019<sup>1</sup></u>
Net asset value, beginning of year . . . . .	\$ 8.94	\$ 11.09	\$ 10.65	\$ 10.84	\$ 10.16
<i>Income from investment operations:</i>					
Net investment income . . . . .	0.35	0.28	0.27	0.30	0.31
Net realized and unrealized gain (loss) on investments . . . . .	(0.22)	(2.06)	0.44	(0.19)	0.68
Total from investment operations . . . . .	0.13	(1.78)	0.71	0.11	0.99
<i>Distributions to shareholders from:</i>					
Net investment income . . . . .	(0.36)	(0.29)	(0.27)	(0.30)	(0.31)
Net realized capital gains . . . . .	—	(0.08)	(0.00) <sup>2</sup>	—	—
Total distributions . . . . .	(0.36)	(0.37)	(0.27)	(0.30)	(0.31)
Net asset value, end of year . . . . .	\$ 8.71	\$ 8.94	\$ 11.09	\$ 10.65	\$ 10.84
Total return . . . . .	1.26%	(16.42)% <sup>3</sup>	6.68% <sup>3</sup>	1.09% <sup>3</sup>	9.90% <sup>3</sup>
<i>Ratios to average net assets/Supplemental data:</i>					
Net assets, at end of year (in 000s) . . . . .	\$ 155,383	\$ 156,810	\$ 282,512	\$ 232,783	\$ 215,419
Ratio of operating expenses to average net assets . . . . .	0.89% <sup>4</sup>	—%	—%	—%	—%
Ratio of operating expenses before waiver/reimbursement to average net assets . . . . .	—%	0.98%	1.01%	1.02%	1.00%
Ratio of operating expenses after waiver/reimbursement to average net assets . . . . .	—%	0.96% <sup>5,6</sup>	1.00%	1.00%	1.00%
Ratio of net investment income to average net assets . . . . .	3.74%	2.76%	2.40%	2.85%	2.95%
Portfolio turnover rate . . . . .	25%	28%	19%	28%	27%

<sup>1</sup> Per share net investment income (loss) has been calculated using the average shares outstanding during the period.

<sup>2</sup> Amount rounds to less than \$0.01 per share.

<sup>3</sup> The Total Return reflects fee waivers and/or expense reimbursements in effect and would have been lower in their absence.

<sup>4</sup> The ratio of operating expenses excluding interest expense was 0.89% for the year ended October 31, 2023.

<sup>5</sup> Effective May 9, 2022, the management fee payable to the Advisor was reduced from 0.65% to 0.57% of the Portfolio's average daily net assets. See Note 3.

<sup>6</sup> The ratio of operating expenses after waiver/reimbursement excluding interest expense was 0.95% for the year ended October 31, 2022.

**Where to find more information**

More Portfolio information is available to you upon request and without charge:

**Annual and Semi-Annual Report**

The Annual and Semi-Annual Reports provide additional information about the Portfolios' investments. The Annual Report also contains a discussion of the market conditions and investment strategies that significantly affected the Portfolios' performance during the last fiscal year.

**Statement of Additional Information ("SAI")**

The SAI includes additional information about the Portfolios' investment policies, organization and management. It is legally part of this Prospectus (it is incorporated by reference).

You can get free copies of the Portfolios' Annual Report, Semi-Annual Report or SAI by calling or writing to the address shown below. These documents are also available on Glenmede Investment Management LP's website at [www.glenmedeim.com](http://www.glenmedeim.com). You may also request other information about the Portfolios, and make inquiries as follows:

Write to:

The Glenmede Fund/Portfolios  
1650 Market Street  
Suite 1200  
Philadelphia, Pennsylvania 19103

By phone:

1-800-442-8299

Reports and other information about the Portfolios are available on the EDGAR Database on the SEC's Internet site at <http://www.sec.gov>. Copies of this information may be obtained, upon payment of a duplicating fee, by electronic request at the following e-mail address: [publicinfo@sec.gov](mailto:publicinfo@sec.gov).

The Glenmede Fund, Inc.'s Investment Company Act File No. is 811-05577

The Glenmede Portfolios' Investment Company Act File No. is 811-06578

The third party marks appearing above are the marks of their respective owners.